

**CACHE COUNTY COUNCIL  
December 02, 2008**

**AGRICULTURAL SUBDIVISIONS – Ordinance No. 2007-05 (NO ACTION TAKEN) ..... 2**

**BOARD OF EQUALIZATION ..... 2**

**BUDGET – Approval of 2009-Resolution No. 2008-28..... 4**

**CCCOG ROAD RECOMMENDATIONS – Financing ..... 2**

**COUNTY COUNCIL CHRISTMAS PARTY ..... 5**

**MOUNT HOREB NORTHWEST LATIN CONFERENCE OF THE INTERANTIONAL  
PENTECOSTAL HOLINESS CHURCH – Tax Exemption Request..... 2**

**ORDINANCE NO. 2007-05 – Agricultural Subdivisions (NO ACTION TAKEN) ..... 2**

**ORDINANCE NO. 2008-12 – 2009 Salaries for County Council ..... 3**

**PROPERTY TAX HARDSHIP REQUEST ..... 4**

**RESOLUTION NO. 2008-28 – Approval of 2009 Budget..... 4**

**RUBY PIPELINE – Council Position..... 4**

**SALARIES FOR COUNTY COUNCIL – 2009-Ordinance No. 2008-12..... 3**

**SURPLUS PROPERTY – Disposal of-date for Public Hearing..... 4**

**TAX EXEMPTION REQUEST – Mount Horeb Northwest Latin Conference of the International  
Pentecostal Holiness Church ..... 2**

**CACHE COUNTY COUNCIL MEETING  
December 02, 2008**

The Cache County Council convened in a regular session on December 02, 2008 at 5:00 p.m. in the Cache County Council Chamber at 199 North Main, Logan, Utah.

**ATTENDANCE:**

**Chairman:** John Hansen  
**Vice Chairman:** H. Craig Petersen  
**Council Members:** Brian Chambers, Darrel Gibbons, Kathy Robison, Gordon Zilles & Cory Yeates  
**County Executive:** M. Lynn Lemon  
**County Clerk:** Jill N. Zollinger  
**County Attorney:** N. George Daines

**The following individuals were also in attendance:** Craig W. Buttars, LaMar Clements, Sharon L. Hoth, Loren Locher, Jim Matsumori, Pat Parker, Josh Runhaar, Auditor Tamra Stones, Glen Thornley, Mike Zuhl, **Media:** Charles Geraci (Herald Journal).

**OPENING REMARKS AND PLEDGE OF ALLEGIANCE**

Council member Cory Yeates gave the opening remarks and led those present in the Pledge of Allegiance.

**REVIEW AND APPROVAL OF AGENDA**

The agenda was approved with the Items 10a(2) (*Property Tax Abatement*) and 11b through 11f (*Final Plat Approvals*) moved to the December 09, 2008 agenda.

**REVIEW AND APPROVAL OF MINUTES**

**ACTION:** Motion by Council member Robison to approve the minutes of the November 25, 2008 Council Meeting as written. Zilles seconded the motion. The vote was unanimous, 7-0.

**REPORT OF THE COUNTY EXECUTIVE: M. LYNN LEMON**

**APPOINTMENTS:** There were no appointments.

**WARRANTS:** There were no warrants.

**OTHER ITEMS:** None.

**PUBLIC HEARINGS, APPEALS AND BOARD OF EQUALIZATION MATTERS**

**ACTION:** Motion by Council member Yeates to convene as a Board of Equalization. Robison seconded the motion. The vote was unanimous, 7-0.

**THE COUNCIL CONVENED AS A BOARD OF EQUALIZATION**

## **BOARD OF EQUALIZATION**

▫ **Tax Exemption Request**

Mount Horeb Northwest Latin Conference of the International Pentecostal Holiness Church.

**ACTION: Motion by Council member Yeates to approve the Tax Exemption Request for the Mount Horeb Northwest Latin Conference of the International Pentecostal Holiness Church. Gibbons seconded the motion. The vote was unanimous, 7-0.**

**ACTION: Motion by Council member Yeates to adjourn from the Board of Equalization. Robison seconded the motion. The vote was unanimous, 7-0.**

## **PENDING ACTION**

□ **Ordinance No. 2007-05 - Agricultural Subdivisions (NO ACTION TAKEN)**

- **Discussion – CCCOG Road Recommendations-Short and Long Term Financing** – Jim Matsumori reviewed different avenues of financing for the road projects including tax anticipation notes and long-term bonds with a mandatory ender of a three or four-year period of time and cautioned the Council to engage the services of bond council even with short-term financing.

Petersen asked what the Council would save in bond initiation fees with short-term financing? Matsumori replied about \$20,000.00; however, a revolving line of credit may incur some similar fee amounts anyway.

Daines said the long-term rate is about 4.6% and asked for an estimate of what the rate would be for five-year short term borrowing? Matsumori said it would probably be between 3% and 4%.

Daines asked if Matsumori would be willing to act as an advisor for Cache County in the financing process? Matsumori said he would be happy to do that.

Executive Lemon reminded the Council that this item is not on for a final decision on the projects tonight. North Logan wants to move forward with its project and asked, as part of its project, for the engineering study fees. Lemon asked if the Council is comfortable with committing \$250,000.00 up front to the North Logan 200 East project for engineering study fees? North Logan has already committed \$40,000.00 towards the engineering fees and North Logan will take the community development tax money and pay it to Cache County.

Zilles said it would be advantageous to the county to have the engineering study completed so the project's costs can be estimated more accurately.

Petersen asked if the Council can approve the recommended CCCOG projects without finalizing the financing method? Lemon responded yes.

Gibbons asked if the Council had agreed on the road alignment on the 200 East project for sure? Lemon replied the Council passed a resolution stating support for the direct

200 East alternate and negotiation is now going on between federal highways and North Logan and the county will have to wait to see how that works out and the first phase of the project does not include the portion of the route that is in question.

Daines reminded the Council that the county needs to set up an abridged agreement regarding North Logan's agreement to pay incremental tax increases back to the road tax fund.

Zilles noted that Nibley's bid numbers may be lower now because the price of blacktop, etc. has come down and, perhaps, should be re-bid. Council members agreed that each of the projects may need to be opened for new bids because of lower oil prices.

Daines suggested that the resolution could include language saying the county will appropriate amounts up to a specified amount but not more than that amount.

Vice Chairman Petersen recommended placing on the December 9, 2008 Cache County Council agenda an item for approval of the Logan/River Heights/Providence 100 East Project and the Nibley 3200 South project and the engineering study fees for the North Logan 200 East project.

**Ordinance No. 2008-12 – 2009 Salaries for County Council**

**(Attachment 1)**

**ACTION: Motion by Council member Gibbons to approve Ordinance No. 2008-12 – 2009 Salaries for County Council. Chambers seconded the motion.**

Discussion on the motion:

Gibbons said this will perpetuate the disparity in Council member pay and recommended the Council pay be \$9,531.00 for each member. The amount of \$9,531.00 is arrived at by taking the amount of insurance costs that are over and above the Council salary and dividing it among all Council members. Daines supported the recommendation.

Robison expressed concern at raising council salaries. Gibbons said that much money was in the budget anyway, it has just been redistributed for pay equity. Robison said it still looks bad to the public given other county employees are only receiving a possible 2% increase.

Petersen noted that this would incur taxes; whereas, the insurance had been before taxes. Daines said language such as "equivalent benefits" could eliminate that problem.

**ACTION: Motion by Vice Chairman Petersen to amend Ordinance No. 2008-12 – 2009 Salaries for County Council to set the salary at \$9,531.00 for Council members and read "*Council Member: Regular salary or equivalent benefits for each member*" and Gibbons seconded the motion. The vote was unanimous, 7-0.**

**Chairman Hansen called for the vote on the main motion.**

**The motion passed, 5 aye – Chambers, Gibbons, Hansen, Yeates & Zilles and 2 nay – Petersen & Robison.**

**Ordinance No 2008-12:** The vote was 5-2.

	<u>CHAMBERS</u>	<u>ZILLES</u>	<u>GIBBONS</u>	<u>HANSEN</u>	<u>PETERSEN</u>	<u>ROBISON</u>	<u>YEATES</u>	<u>VOTES CAST</u>
AYE	X	X	X	X			X	5
NAY					X	X		2
ABSTAINED								0
ABSENT								0

**Resolution No. 2008-28 – Approval of 2009 Budget**

*Tape 1, Side B*

Gibbons indicated he disagreed with Sheriff Nelson’s comment at the last Council meeting that the Council should give more input on the budget. Gibbons said the Organic Act states Executive Lemon is the budget officer and complimented Lemon on his work. Vice Chairman Petersen agreed and said this is a bare bones budget and complimented Lemon also.

Hansen said the Sheriff made a legitimate point about the loss of revenue from federal and state inmates and this issue will have to be addressed in the future.

**(Attachment 2)**

**ACTION: Motion by Council member Gibbons to approve Resolution No. 2008-28 – Approval of 2009 Budget. Vice Chairman Petersen seconded the motion. The vote was unanimous, 7-0.**

**INITIAL PROPOSAL FOR CONSIDERATION OF ACTION**

- **Approval/Disapproval – Property Tax Hardship Request** (Details on file in the Auditor’s Office)

**ACTION: Motion by Council member Yeates to approve the property tax hardship request. Robsion seconded the motion. The vote was unanimous, 7-0.**

- **Disposal of Surplus Property – Agree to date for Public Hearing** – Lemon said this is property that was part of the tax sale in 2005. It is a retention basin in a subdivision and the previous owner did not want it. It was not purchased in the 2005 tax sale, but there is an interested purchaser now. In order to dispose of the property, the county must hold a public hearing and give thirty days’ notice. Lemon asked if the Council wanted to start the process to be carried over to the next year’s Council or leave it for the next Council to begin the process? The Council opted to place this item on the January 13, 2009 agenda.
- **Discussion – Position on Ruby Pipeline** – Executive Lemon said the Council previously passed a motion taking a position opposed to the southern route for the Ruby Pipeline. Lemon recommends now taking no position.

Cache County Council  
12-02-2008

**ACTION: Motion by Vice Chairman Petersen that the Cache County Council go on record as having no position on the Ruby Pipeline southern route issue. Yeates seconded the motion. The vote was unanimous, 7-0.**

**OTHER BUSINESS**

- ✓ **Cache County Council Christmas Dinner Party** – Parker asked if December 16, 2008 is a possible date for the party? The Council decided to schedule a January 6, 2009 dinner party at 6:00 p.m. with the new Council members and invite the retiring Council members to attend.

**COUNCIL MEMBER REPORTS**

**Craig Petersen** reported the letters concerning the countywide library will go out to the mayors tomorrow.

**Chairman John Hansen** asked the Council if it wanted to elect a Vice-Chairman or wait for the new Council members before doing that? The Council decided to wait until January 2009.

**ADJOURNMENT**

The Council meeting adjourned at 6:05 p.m.

---

**ATTEST:** Jill N. Zollinger  
County Clerk

---

**APPROVAL:** John A. Hansen  
Chairman

**CACHE COUNTY**  
**ORDINANCE NO. 2008 - 12**

**AN ORDINANCE PROVIDING FOR SALARIES FOR MEMBERS OF THE CACHE COUNTY COUNCIL FOR 2009.**

The County Council of Cache County, Utah, in a regular meeting, lawful notice of which has been given, finds that a public hearing regarding the establishment and change of salaries for members of the Cache County Council was conducted on November 25, 2008, in accordance with *Section 17-16-14, Utah Code Annotated*, upon lawful notice; that the *Organic Act for the Government of Cache County, Utah, as approved on November 6, 1984*, authorizes the modification of the salaries of the members of the Cache County Council only by ordinance; and that the County Council deems it appropriate and reasonable to establish salaries for members of the Cache County Council for the period commencing January 1, 2009 and ending December 31, 2009.

Now therefore, the Cache County Council ORDAINS as follows:

SECTION 1: COUNTY COUNCIL SALARIES

The salaries earned for members of Cache County Council for the period January 1, 2009 through December 31, 2009 shall be as follows:

COUNCIL MEMBER - Regular salary or equivalent benefit for each member	\$ 9,531
COUNCIL CHAIRMAN (in addition to regular salary)	\$1,800

SECTION 2: REPEALER

The salary provisions of all ordinances or resolutions, or any parts thereof, in conflict with this ordinance, are hereby repealed and superseded by this ordinance to the extent of such conflict.


SECTION 3: EFFECTIVE DATE

This ordinance shall take effect immediately upon approval and publication in the manner provided by law.


This ordinance was adopted by the Cache County Council on the 17<sup>th</sup> day of December, 2008, upon the following vote:

	IN FAVOR	AGAINST	ABSTAINED	ABSENT
CHAMBERS	X			
GIBBONS	X			
HANSEN	X			
PETERSEN		X		
ROBISON		X		
YEATES	X			
ZILLES	X			
TOTAL	5	2	0	0

CACHE COUNTY COUNCIL

By:   
John A. Hansen  
Chairman

ATTESTED BY:

  
Jill N. Zollinger  
Cache County Clerk

Publication Date: December 17, 2008



CACHE COUNTY

RESOLUTION NO. 2008- 28

A RESOLUTION ADOPTING A COUNTY BUDGET FOR THE FISCAL YEAR 2009.

The County Council of Cache County, Utah, in a regular meeting, lawful notice of which had been given, finds that a public hearing was held on November 25, 2008, upon lawful notice and that it is necessary and statutorily required that a budget be adopted for Cache County for the Fiscal Year 2009.


THEREFORE, the Cache County Council hereby adopts the following resolution:

BE IT RESOLVED that the 2009 Cache County budget in the total amount of Forty Three Million Four Hundred Forty Four Thousand Five Hundred Thirty Dollars (\$43,444,230), the original of which is on file in the Office of Cache County Auditor and a copy of which is attached to this resolution, is hereby adopted as and for the Cache County budget for the Fiscal Year 2009 beginning January 1, 2009 and ending on December 31, 2009.


This resolution was adopted by the Cache County Council on the 2<sup>nd</sup> day of December, 2008.


CACHE COUNTY COUNCIL

BY:

  
John A. Hansen, Chairman

ATTESTED BY:

  
Jill N. Zollinger  
Cache County Clerk



Report Criteria:

Account.Acct No = All  
Source / Dept Totals

Acct No	Account Description	2007 Pri Year Actual	11/08 Cur YTD Actual	2008 Cur Year Budget	2009 Requested Budget	2009 Recommend Budget	2009 Adpoted Budget
<b>GENERAL FUND</b>							
	TAXES Totals:	12,505,077	4,452,690	13,000,919	16,674,555	12,938,000	12,938,000
	LICENSES & PERMITS Totals:	27,800	27,990	30,000	28,000	32,000	32,000
	INTERGOVERNMENTAL REVENUE Totals:	1,064,506	723,036	1,045,203	677,085	1,375,108	1,375,108
	CHARGES FOR SERVICES Totals:	5,056,810	3,516,597	4,969,910	3,950,579	4,338,150	4,338,150
	FINES & FORFEITURES Totals:	180,199	147,492	160,000	180,000	170,000	170,000
	MISCELLANEOUS REVENUE Totals:	2,310,904	656,863	1,134,393	1,038,000	1,008,500	1,008,500
	CONTRIBUTIONS & TRANSFERS Totals:	720,830	682,998	2,349,790	332,511	1,043,026	1,043,026
	BANK CLEARING Totals:	0	0	0	0	0	0
	COUNTY COUNCIL Totals:	95,168	86,278	97,803	100,135	96,015	96,015
	MUNICIPAL BUILDING AUTHORITY Totals:	0	0	100	0	0	0
	WATER POLICY DEPARTMENT Totals:	81,500	0	0	0	0	0
	SANITY HEARINGS Totals:	9,553	11,187	9,000	10,000	10,000	10,000
	PUBLIC DEFENDER Totals:	277,460	242,621	326,518	327,000	303,479	303,479
	COUNTY EXECUTIVE Totals:	184,143	191,254	211,100	216,497	208,293	208,293
	HUMAN RESOURCE Totals:	139,907	149,201	199,440	175,462	184,339	184,339
	GIS DEPT Totals:	58,880	81,713	100,599	115,787	68,728	68,728
	INFORMATION TECHNOLOGY SYSTEMS Totals:	56,111	191,259	53,872	157,659	156,998	156,998
	AUDITOR Totals:	158,080	199,918	200,011	195,306	185,779	185,779
	CLERK Totals:	141,826	132,107	162,498	164,237	153,357	153,357
	TREASURER Totals:	17,213	85,814	17,304	19,597	18,768	18,768
	RECORDER Totals:	150,207	186,353	184,374	173,381	190,250	190,250
	ATTORNEY Totals:	893,515	849,678	946,639	971,288	947,775	947,775
	SURVEYOR Totals:	169,365	148,476	162,625	180,185	185,150	185,150
	VOCA -VICTIM SERVICES Totals:	136,461	123,943	138,614	145,871	146,056	146,056
	VAWA - ATTORNEY - GRANT SERV Totals:	73,303	77,935	83,121	88,809	88,893	88,893
	NON-DEPARTMENTAL Totals:	346,940	309,574	317,058	337,446	323,219	323,219
	CENTRAL MAIL & COPY Totals:	7,275	4,712	9,445	6,003	7,383	7,383
	BUILDING & GROUNDS Totals:	223,832	180,305	231,004	172,621	199,351	199,351
	ELECTIONS Totals:	274,315	305,536	477,461	260,658	212,936	212,936
	ADVERT & PROMOTION Totals:	5,550	10,249	6,750	3,600	3,600	3,600
	ECONOMIC DEVELOPMENT Totals:	35,000	29,250	38,000	38,000	35,000	35,000
	SHERIFF Totals:	2,634,778	2,819,879	3,032,263	3,216,865	2,994,336	2,994,336
	PS SUPPORT SERVICES Totals:	1,791,107	1,672,059	1,792,276	1,946,931	1,820,222	1,820,222
	SPEC DETAIL SEARCH & RESCUE Totals:	72,649	32,141	117,391	70,500	53,500	53,500
	SPEC DETAIL MOUNTED POSSE Totals:	29,952	21,622	32,400	27,900	27,900	27,900
	LIQUOR LAW ENFORCEMENT Totals:	40,976	37,629	52,000	52,000	52,000	52,000
	FIRE DEPARTMENT Totals:	703,306	1,103,760	1,389,890	527,388	516,799	516,799
	COUNTY JAIL Totals:	5,819,702	5,158,135	6,114,844	6,153,488	6,190,351	6,190,351
	JAIL COMMISSARY EXPENSES Totals:	0	0	0	0	0	0
	BEE INSPECTION Totals:	2,500	1,600	2,500	2,500	2,500	2,500
	EMERGENCY MANAGEMENT Totals:	289,152	147,001	265,698	170,816	413,657	413,657

Acct No	Account Description	2007 Pri Year Actual	11/08 Cur YTD Actual	2008 Cur Year Budget	2009 Requested Budget	2009 Recommend Budget	2009 Adpoted Budget
<u>GENERAL FUND</u>							
	PUBLIC HEALTH Totals:	257,640	161,143	310,646	320,640	313,490	313,490
	PUBLIC WELFARE Totals:	62,476	0	67,500	67,500	67,500	67,500
	HIGHWAY Totals:	483,626	444,852	588,059	574,693	448,723	448,723
	WEED DEPARTMENT Totals:	187,448	166,857	185,454	219,088	209,898	209,898
	FAIR GROUNDS Totals:	321,029	334,741	658,833	366,188	383,492	383,492
	RECREATION Totals:	10,640	8,916	21,500	12,500	14,500	14,500
	LIBRARIES/BOOKMOBILE Totals:	96,351	82,103	96,555	91,970	81,553	81,553
	USU AG EXTENSION SERVICE Totals:	200,124	137,834	193,618	214,824	156,844	156,844
	COUNTY FAIR Totals:	77,113	65,501	72,340	69,430	65,177	65,177
	RODEO Totals:	77,237	79,916	78,149	84,166	83,166	83,166
	DEMOLITION DERBY Totals:	51,917	39,154	55,533	55,533	58,000	58,000
	STATE FAIR Totals:	943	0	1,800	1,800	1,800	1,800
	AGRICULTURAL PROMOTION Totals:	45,895	26,363	67,650	31,275	55,900	55,900
	CONTRIBUTIONS Totals:	2,575,179	2,492,251	2,833,655	2,542,301	2,724,801	2,724,801
	TRANSFERS Totals:	0	0	0	0	0	0
	MISCELLANEOUS Totals:	82,047	7,219	686,325	60,000	443,306	443,306
	GENERAL FUND Revenue Totals:	21,866,126	10,207,666	22,690,215	22,880,730	20,904,784	20,904,784
	GENERAL FUND Expenditure Totals:	19,449,391	18,638,039	22,690,215	20,739,838	20,904,784	20,904,784
	GENERAL FUND Totals:	2,416,735	( 8,430,373 )	0	2,140,892	0	0

Acct No	Account Description	2007 Pri Year Actual	11/08 Cur YTD Actual	2008 Cur Year Budget	2009 Requested Budget	2009 Recommend Budget	2009 Adpoted Budget
<b>ASSESSING &amp; COLLECTING FUND</b>							
	TAXES Totals:	2,269,434	429,193	2,362,453	2,507,812	2,438,000	2,438,000
	INTERGOVERNMENTAL REVENUE Totals:	0	0	0	0	0	0
	CHARGES FOR SERVICES Totals:	421,831	352,619	415,000	408,600	380,000	380,000
	MISCELLANEOUS REVENUE Totals:	0	0	0	0	0	0
	CONTRIBUTIONS & TRANSFERS Totals:	0	1,200	62,278	1,200	1,200	1,200
	COUNTY COUNCIL Totals:	10,519	7,219	12,234	11,126	10,668	10,668
	COUNTY EXECUTIVE Totals:	34,229	22,750	38,278	38,205	36,758	36,758
	PERSONNEL/HUMAN RESOURCE Totals:	25,235	25,565	39,411	30,964	32,531	32,531
	GIS DEPT Totals:	74,242	94,851	232,398	115,785	160,364	160,364
	INFORMATION TECHNOLOGY SYSTEMS Totals:	480,039	307,333	501,381	472,978	470,993	470,993
	AUDITOR Totals:	150,731	100,550	172,636	166,371	158,257	158,257
	TREASURER Totals:	199,763	99,711	225,904	225,369	215,828	215,828
	RECORDER Totals:	138,126	69,944	122,180	115,575	126,834	126,834
	ATTORNEY Totals:	79,908	54,038	96,935	96,061	93,736	93,736
	ASSESSOR Totals:	1,042,267	890,806	1,081,559	1,058,446	1,195,325	1,195,325
	SURVEYOR Totals:	8,241	10,592	18,819	9,483	0	0
	NON-DEPARTMENTAL Totals:	23,805	30,653	62,328	33,465	29,913	29,913
	CENTRAL MAIL & COPY Totals:	3,242	1,273	3,175	2,697	3,317	3,317
	BUILDING & GROUNDS Totals:	89,396	40,404	69,921	77,554	89,563	89,563
	ADVERT & PROMOTION Totals:	7,101	2,559	5,450	4,400	4,400	4,400
	CONTRIBUTIONS Totals:	0	0	73,249	458,742	174,278	174,278
	MISCELLANEOUS Totals:	0	0	83,873	0	16,435	16,435
	<b>ASSESSING &amp; COLLECTING FUND Revenue Totals:</b>	<b>2,691,265</b>	<b>783,012</b>	<b>2,839,731</b>	<b>2,917,612</b>	<b>2,819,200</b>	<b>2,819,200</b>
	<b>ASSESSING &amp; COLLECTING FUND Expenditure Totals:</b>	<b>2,366,844</b>	<b>1,758,248</b>	<b>2,839,731</b>	<b>2,917,221</b>	<b>2,819,200</b>	<b>2,819,200</b>
	<b>ASSESSING &amp; COLLECTING FUND Totals:</b>	<b>324,421</b>	<b>( 975,236 )</b>	<b>0</b>	<b>391</b>	<b>0</b>	<b>0</b>

Acct No	Account Description	2007 Pri Year Actual	11/08 Cur YTD Actual	2008 Cur Year Budget	2009 Requested Budget	2009 Recommend Budget	2009 Adpoted Budget
<u>WATER DEVELOPMENT FUND</u>							
	TAXES Totals:	0	0	0	0	0	0
	STATE GRANTS Totals:	0	4,498	10,000	150,000	120,000	120,000
	MISCELLANEOUS REVENUE Totals:	0	0	0	0	0	0
	CONTRIBUTIONS & TRANSFERS Totals:	0	206,281	206,281	206,281	216,281	216,281
	WATER DEVELOPMENT Totals:	0	149,028	216,281	332,932	336,281	336,281
	WATER DEVELOPMENT FUND Revenue Totals:	0	210,779	216,281	356,281	336,281	336,281
	WATER DEVELOPMENT FUND Expenditure Totals:	0	149,028	216,281	332,932	336,281	336,281
	WATER DEVELOPMENT FUND Totals:	0	61,751	0	23,349	0	0

Acct No	Account Description	2007 Pri Year Actual	11/08 Cur YTD Actual	2008 Cur Year Budget	2009 Requested Budget	2009 Recommend Budget	2009 Adpoted Budget
<b>MUNICIPAL SERVICES FUND</b>							
	TAXES Totals:	722,996	376,289	735,400	665,500	650,500	650,500
	LICENSES & PERMITS Totals:	416,271	221,309	243,800	231,800	231,800	231,800
	INTERGOVERNMENTAL REVENUE Totals:	1,519,696	1,242,273	1,702,736	1,699,400	1,612,294	1,612,294
	CHARGES FOR SERVICES Totals:	422,965	213,866	284,680	242,500	217,500	217,500
	MISCELLANEOUS REVENUE Totals:	239,473	289,219	231,329	230,000	230,000	230,000
	CONTRIBUTIONS & TRANSFERS Totals:	34,070	11,520	1,229,277	612,923	875,812	875,812
	ZONING DEPARTMENT Totals:	217,337	208,112	240,947	215,136	215,888	215,888
	SHERIFF Totals:	424,167	354,110	530,058	318,152	337,426	337,426
	FIRE DEPARTMENT Totals:	127,500	132,236	133,197	150,298	144,587	144,587
	BUILDING INSPECTION Totals:	295,710	319,801	362,602	345,474	341,399	341,399
	ANIMAL CONTROL Totals:	26,033	28,689	36,250	33,459	33,513	33,513
	ROADS-CLASS B Totals:	1,909,632	1,540,443	2,657,293	2,282,631	2,461,778	2,461,778
	SANITATION/WASTE COLLECTION Totals:	26,425	0	43,000	27,000	43,000	43,000
	RECREATION Totals:	1,050	0	11,520	0	10,292	10,292
	CONTRIBUTIONS Totals:	452,248	330,104	330,104	299,681	204,281	204,281
	TRANSFERS Totals:	0	0	0	0	0	0
	MISCELLANEOUS Totals:	15,000	17,500	82,251	0	25,742	25,742
	MUNICIPAL SERVICES FUND Revenue Totals:	3,355,471	2,354,476	4,427,222	3,682,123	3,817,906	3,817,906
	MUNICIPAL SERVICES FUND Expenditure Totals:	3,495,102	2,930,995	4,427,222	3,671,831	3,817,906	3,817,906
	MUNICIPAL SERVICES FUND Totals:	( 139,631 )	( 576,519 )	0	10,292	0	0

Acct No	Account Description	2007 Pri Year Actual	11/08 Cur YTD Actual	2008 Cur Year Budget	2009 Requested Budget	2009 Recommend Budget	2009 Adpoted Budget
<u>HEALTH FUND</u>							
	TAXES Totals:	733,045	149,512	765,393	802,576	765,000	765,000
	CHARGES FOR SERVICE Totals:	166,498	149,362	150,000	150,000	150,000	150,000
	MISCELLANEOUS REVENUE Totals:	0	0	0	0	0	0
	CONTRIBUTIONS Totals:	0	0	0	0	0	0
	PUBLIC HEALTH Totals:	827,250	789,538	861,115	883,000	882,450	882,450
	CONTRIBUTIONS Totals:	0	0	54,278	69,576	32,550	32,550
	HEALTH FUND Revenue Totals:	899,543	298,874	915,393	952,576	915,000	915,000
	HEALTH FUND Expenditure Totals:	827,250	789,538	915,393	952,576	915,000	915,000
	HEALTH FUND Totals:	72,293	( 490,664 )	0	0	0	0

Acct No	Account Description	2007 Pri Year Actual	11/08 Cur YTD Actual	2008 Cur Year Budget	2009 Requested Budget	2009 Recommend Budget	2009 Adpoted Budget
<u>TRAVEL COUNCIL</u>							
	TAXES Totals:	312,976	213,344	303,717	309,791	310,000	310,000
	INTERGOVERNMENTAL REVENUE Totals:	77,458	79,142	121,803	112,320	112,320	112,320
	CHARGES FOR SERVICES Totals:	67,295	30,129	25,000	28,000	28,000	28,000
	MISCELLANEOUS REVENUE Totals:	500	3,182	500	500	500	500
	CONTRIBUTIONS Totals:	82,500	100,913	144,550	161,837	2,897	2,897
	CACHE VALLEY TRAVEL COUNCIL Totals:	501,961	458,967	595,570	612,880	453,717	453,717
	TRAVEL COUNCIL Revenue Totals:	540,729	426,710	595,570	612,448	453,717	453,717
	TRAVEL COUNCIL Expenditure Totals:	501,961	458,967	595,570	612,880	453,717	453,717
	TRAVEL COUNCIL Totals:	38,768 (	32,257 )	0 (	432 )	0	0



Acct No	Account Description	2007 Pri Year Actual	11/08 Cur YTD Actual	2008 Cur Year Budget	2009 Requested Budget	2009 Recommend Budget	2009 Adpoted Budget
<b>COUNCIL ON AGING</b>							
	INTERGOVERNMENTAL REVENUE Totals:	354,960	205,190	306,536	342,378	317,378	317,378
	CHARGES FOR SERVICES Totals:	25,863	11,967	41,500	39,800	12,500	12,500
	MISCELLANEOUS REVENUE Totals:	4,569	6,142	5,800	6,800	13,000	13,000
	CONTRIBUTIONS & TRANSFERS Totals:	456,128	345,589	375,569	378,125	358,355	358,355
	MISCELLANEOUS Totals:	0	0	0	0	5,149	5,149
	NUTRITION-MANDATED Totals:	355,823	351,057	375,125	411,349	390,405	390,405
	SR CITIZENS CENTER-NON-MANDATE Totals:	131,905	98,660	142,869	136,568	108,166	108,166
	RETIREED SERV VOLUNTEER PROGRAM Totals:	44,818	40,420	44,516	45,631	45,450	45,450
	ACCESS - MANDATED Totals:	94,938	81,883	89,715	93,195	92,003	92,003
	VOLUNTEER CENTER Totals:	3,003	5,177	8,665	0	0	0
	COUNTY ADMINISTRATIVE SUPPORT Totals:	42,591	61,806	68,515	80,360	60,060	60,060
	PAYABLE TO OTHER FUNDS Totals:	0	0	0	0	0	0
	COUNCIL ON AGING Revenue Totals:	841,520	568,888	729,405	767,103	701,233	701,233
	COUNCIL ON AGING Expenditure Totals:	673,078	639,003	729,405	767,103	701,233	701,233
	COUNCIL ON AGING Totals:	168,442	( 70,115 )	0	0	0	0

Acct No	Account Description	2007 Pri Year Actual	11/08 Cur YTD Actual	2008 Cur Year Budget	2009 Requested Budget	2009 Recommend Budget	2009 Adpoted Budget
<u>MENTAL HEALTH/DRUG-ALCOHOL FND</u>							
	INTERGOVERNMENTAL REVENUE Totals:	1,654,963	1,347,650	1,700,000	1,800,000	1,800,000	1,800,000
	MISCELLANEOUS REVENUE Totals:	0	0	0	0	0	0
	CONTRIBUTIONS Totals:	93,500	45,000	140,599	140,599	140,599	140,599
	PUBLIC HEALTH Totals:	1,746,723	985,166	1,840,599	1,940,599	1,940,599	1,940,599
	MENTAL HEALTH/DRUG-ALCOHOL FND Revenue Totals:	1,748,463	1,392,650	1,840,599	1,940,599	1,940,599	1,940,599
	MENTAL HEALTH/DRUG-ALCOHOL FND Expenditure Totals:	1,746,723	985,166	1,840,599	1,940,599	1,940,599	1,940,599
	MENTAL HEALTH/DRUG-ALCOHOL FND Totals:	1,740	407,484	0	0	0	0

Acct No	Account Description	2007 Pri Year Actual	11/08 Cur YTD Actual	2008 Cur Year Budget	2009 Requested Budget	2009 Recommend Budget	2009 Adpoted Budget
<u>RESTAURANT TAX FUND</u>							
	TAXES Totals:	944,312	634,110	905,000	950,000	900,000	900,000
	MISCELLANEOUS REVENUE Totals:	0	0	0	0	0	0
	CONTRIBUTIONS Totals:	0	0	665,271	0	0	0
	RESTAURANT TAX Totals:	774,217	582,113	1,400,271	950,000	900,000	900,000
	CONTRIBUTIONS Totals:	0	0	0	0	0	0
	TRANSFERS Totals:	174,962	170,000	170,000	0	0	0
	RESTAURANT TAX FUND Revenue Totals:	944,312	634,110	1,570,271	950,000	900,000	900,000
	RESTAURANT TAX FUND Expenditure Totals:	949,179	752,113	1,570,271	950,000	900,000	900,000
	RESTAURANT TAX FUND Totals:	( 4,867 )	( 118,003 )	0	0	0	0

Acct No	Account Description	2007 Pri Year Actual	11/08 Cur YTD Actual	2008 Cur Year Budget	2009 Requested Budget	2009 Recommend Budget	2009 Adpoted Budget
<u>CACHE PLANNING &amp; DEVELOPMENT</u>							
	INTERGOVERNMENTAL REVENUE Totals:	0	0	0	0	0	0
	CHARGES FOR SERVICES Totals:	79,363	4,096	77,000	77,000	59,500	59,500
	MISCELLANEOUS REVENUE Totals:	0	0	0	0	0	0
	CONTRIBUTIONS & TRANSFERS Totals:	235,223	77,000	168,362	77,000	115,481	115,481
	CACHE MUNICIPAL PLANNING Totals:	187,859	119,620	245,362	154,000	174,981	174,981
	MISCELLANEOUS Totals:	0	0	0	0	0	0
	CACHE PLANNING & DEVELOPMENT Revenue Totals:	314,586	81,096	245,362	154,000	174,981	174,981
	CACHE PLANNING & DEVELOPMENT Expenditure Totals:	187,859	119,620	245,362	154,000	174,981	174,981
	CACHE PLANNING & DEVELOPMENT Totals:	126,727	( 38,524 )	0	0	0	0

Acct No	Account Description	2007 Pri Year Actual	11/08 Cur YTD Actual	2008 Cur Year Budget	2009 Requested Budget	2009 Recommend Budget	2009 Adpoted Budget
<u>LIBRARY SPECIAL REVENUE FUND</u>							
	INTERGOVERNMENTAL REVENUE Totals:	16,743	0	16,743	16,743	16,743	16,743
	CHARGES FOR SERVICES Totals:	4,278	4,283	2,500	3,500	4,400	4,400
	MISCELLANEOUS REVENUE Totals:	1,804	590	500	300	600	600
	CONTRIBUTIONS & TRANSFERS Totals:	33,319	40,000	40,000	40,000	40,000	40,000
	LIBRARY Totals:	53,185	39,337	59,743	60,664	61,743	61,743
	LIBRARY SPECIAL REVENUE FUND Revenue Totals:	56,144	44,873	59,743	60,543	61,743	61,743
	IBRARY SPECIAL REVENUE FUND Expenditure Totals:	53,185	39,337	59,743	60,664	61,743	61,743
	LIBRARY SPECIAL REVENUE FUND Totals:	2,959	5,536	0 (	121 )	0	0

Acct No	Account Description	2007 Pri Year Actual	11/08 Cur YTD Actual	2008 Cur Year Budget	2009 Requested Budget	2009 Recommend Budget	2009 Adpoted Budget
<b>CHILDREN'S JUSTICE CENTER</b>							
	INTERGOVERNMENTAL REVENUE Totals:	105,164	106,768	155,467	167,547	177,547	177,547
	CHARGES FOR SERVICES Totals:	167	0	1,000	0	0	0
	MISCELLANEOUS REVENUE Totals:	0	0	0	0	0	0
	CONTRIBUTIONS & TRANSFERS Totals:	0	0	500	0	0	0
	CHILDREN'S JUSTICE CENTER Totals:	109,479	123,438	156,967	167,980	177,547	177,547
	CHILDREN'S JUSTICE CENTER Revenue Totals:	105,331	106,768	156,967	167,547	177,547	177,547
	CHILDREN'S JUSTICE CENTER Expenditure Totals:	109,479	123,438	156,967	167,980	177,547	177,547
	CHILDREN'S JUSTICE CENTER Totals:	( 4,148 )	( 16,670 )	0	( 433 )	0	0

Acct No	Account Description	2007 Pri Year Actual	11/08 Cur YTD Actual	2008 Cur Year Budget	2009 Requested Budget	2009 Recommend Budget	2009 Adpoted Budget
<b>DEBT SERVICE FUND</b>							
	MISCELLANEOUS REVENUE Totals:	23,584	10,529	15,000	13,000	13,000	13,000
	CONTRIBUTIONS & TRANSFERS Totals:	9,080,526	1,474,901	1,474,901	1,481,666	1,481,666	1,481,666
	BOND SERIES 2002, 2003, 2007 Totals:	8,920,287	311,128	1,333,355	1,338,120	1,338,120	1,338,120
	FIRE ENGINE PURCHASES Totals:	156,545	156,545	156,546	156,546	156,546	156,546
	DEBT SERVICE FUND Revenue Totals:	9,104,110	1,485,430	1,489,901	1,494,666	1,494,666	1,494,666
	DEBT SERVICE FUND Expenditure Totals:	9,076,832	467,673	1,489,901	1,494,666	1,494,666	1,494,666
	DEBT SERVICE FUND Totals:	27,278	1,017,757	0	0	0	0

Acct No	Account Description	2007 Pri Year Actual	11/08 Cur YTD Actual	2008 Cur Year Budget	2009 Requested Budget	2009 Recommend Budget	2009 Adpoted Budget
<u>CAPITAL PROJECTS FUND -FY</u>							
	MISCELLANEOUS REVENUE Totals:	0	0	0	0	0	0
	CONTRIBUTIONS Totals:	0	0	0	0	0	0
	RECREATION PROJECT Totals:	0	0	0	0	0	0
	CONTRIBUTIONS & TRANSFERS Totals:	0	0	0	0	0	0
	CAPITAL PROJECTS FUND -FY Totals:	0	0	0	0	0	0



Acct No	Account Description	2007 Pri Year Actual	11/08 Cur YTD Actual	2008 Cur Year Budget	2009 Requested Budget	2009 Recommend Budget	2009 Adpoted Budget
<u>CAPITAL PROJECTS FUND-PROJ LEN</u>							
	INTERGOVERNMENTAL REVENUE Totals:	0	0	0	0	0	0
	MISCELLANEOUS REVENUE Totals:	0	0	0	0	0	0
	CONTRIBUTIONS & TRANSFERS Totals:	0	0	0	0	0	0
	CONTRIBUTIONS & TRANSFERS Totals:	197,469	0	0	0	0	0
	RECREATION PROJECT Totals:	0	0	0	0	0	0
	CO JAIL COMPLEX-PROJECT LENGTH Totals:	150,415	0	0	0	0	0
	CO OFFICE BLDG - PROJ LENGTH Totals:	0	0	0	0	0	0
	CAPITAL PROJECTS FUND-PROJ LEN Totals:	347,884	0	0	0	0	0

Acct No	Account Description	2007 Pri Year Actual	11/08 Cur YTD Actual	2008 Cur Year Budget	2009 Requested Budget	2009 Recommend Budget	2009 Adpoted Budget
<u>CAPITAL PROJ- PARKING CO BLOCK</u>							
	MISCELLANEOUS REVENUE Totals:	0	0	0	0	0	0
	CONTRIBUTIONS & TRANSFERS Totals:	0	284,000	569,630	0	0	0
	EAST PARKING /LANDSCAPE Totals:	0	488,585	569,630	0	0	0
	CAPITAL PROJ- PARKING CO BLOCK Revenue Totals:	0	284,000	569,630	0	0	0
	PITAL PROJ- PARKING CO BLOCK Expenditure Totals:	0	488,585	569,630	0	0	0
	CAPITAL PROJ- PARKING CO BLOCK Totals:	0	( 204,585 )	0	0	0	0

Acct No	Account Description	2007 Pri Year Actual	11/08 Cur YTD Actual	2008 Cur Year Budget	2009 Requested Budget	2009 Recommend Budget	2009 Adpoted Budget
<b>CAPITAL PROJECTS - ROADS</b>							
	TAXES Totals:	0	1,232,669	0	0	3,000,000	3,000,000
	CHARGES FOR SERVICES Totals:	0	0	0	0	0	0
	MISCELLANEOUS REVENUE Totals:	0	0	0	0	0	0
	CONTRIBUTIONS & TRANSFERS Totals:	0	0	0	0	0	0
	12TH EAST ROAD - PROJ LENGTH Totals:	2,425	0	0	0	0	0
	PROJECT NAME - ROAD TAX Totals:	0	0	0	0	3,000,000	3,000,000
	CAPITAL PROJECTS - ROADS Revenue Totals:	0	1,232,669	0	0	3,000,000	3,000,000
	CAPITAL PROJECTS - ROADS Expenditure Totals:	2,425	0	0	0	3,000,000	3,000,000
	CAPITAL PROJECTS - ROADS Totals:	( 2,425 )	1,232,669	0	0	0	0

Acct No	Account Description	2007 Pri Year Actual	11/08 Cur YTD Actual	2008 Cur Year Budget	2009 Requested Budget	2009 Recommend Budget	2009 Adpoted Budget
<u>RAPZ TAX FUND</u>							
	TAXES Totals:	1,367,597	771,250	1,330,000	1,222,000	1,222,000	1,222,000
	MISCELLANEOUS REVENUE Totals:	0	0	0	0	0	0
	CONTRIBUTIONS & TRANSFERS Totals:	0	0	373,790	0	0	0
	RAPZ TAX Totals:	1,240,146	1,079,058	1,422,796	1,203,670	1,203,670	1,203,670
	CONTRIBUTIONS Totals:	0	0	0	0	0	0
	TRANSFERS Totals:	168,311	280,994	280,994	18,330	18,330	18,330
	RAPZ TAX FUND Revenue Totals:	1,367,597	771,250	1,703,790	1,222,000	1,222,000	1,222,000
	RAPZ TAX FUND Expenditure Totals:	1,408,457	1,360,052	1,703,790	1,222,000	1,222,000	1,222,000
	RAPZ TAX FUND Totals:	( 40,860 )	( 588,802 )	0	0	0	0

Acct No	Account Description	2007 Pri Year Actual	11/08 Cur YTD Actual	2008 Cur Year Budget	2009 Requested Budget	2009 Recommend Budget	2009 Adpoted Budget
<u>COUNTY AMBULANCE SYSTEM</u>							
	MISCELLANEOUS REVENUE Totals:	0	2,883	2,883	0	0	0
	CONTRIBUTIONS & TRANSFERS Totals:	496,883	382,500	511,508	535,500	535,500	535,500
	COUNTY AMBULANCE SYSTEM Totals:	466,908	342,422	514,391	536,710	535,500	535,500
	COUNTY AMBULANCE SYSTEM Revenue Totals:	496,883	385,383	514,391	535,500	535,500	535,500
	COUNTY AMBULANCE SYSTEM Expenditure Totals:	466,908	342,422	514,391	536,710	535,500	535,500
	COUNTY AMBULANCE SYSTEM Totals:	29,975	42,961	0 (	1,210 )	0	0

Acct No	Account Description	2007 Pri Year Actual	11/08 Cur YTD Actual	2008 Cur Year Budget	2009 Requested Budget	2009 Recommend Budget	2009 Adpoted Budget
<u>LOGAN CACHE AIRPORT FUND -SLE</u>							
	INTERGOVERNMENTAL REVENUE Totals:	1,849,573	102,093	464,354	966,689	717,354	717,354
	MISCELLANEOUS REVENUE Totals:	36,895	54,089	35,550	66,000	68,000	68,000
	AIRPORT REVENUE Totals:	35,695	39,832	34,000	40,000	40,000	40,000
	CONTRIBUTIONS Totals:	67,354	67,354	238,749	181,087	176,747	176,747
	AIRPORT Totals:	2,094,787	257,427	772,653	1,253,829	1,002,101	1,002,101
	LOGAN CACHE AIRPORT FUND -SLE Revenue Totals:	1,989,517	263,368	772,653	1,253,776	1,002,101	1,002,101
	IGAN CACHE AIRPORT FUND -SLE Expenditure Totals:	2,094,787	257,427	772,653	1,253,829	1,002,101	1,002,101
	LOGAN CACHE AIRPORT FUND -SLE Totals:	( 105,270 )	5,941	0	( 53 )	0	0
	Grand Totals:	2,564,253	( 8,767,649 )	0	2,172,675	0	0

Report Criteria:

Account.Acct No = All  
Source / Dept Totals

## Report Criteria:

Account.Acct No = All  
Source / Dept Totals

Acct No	Account Description	2007 Pri Year Actual	11/08 Cur YTD Actual	2008 Cur Year Budget	2009 Requested Budget	2009 Recommend Budget	2009 Approved Budget
<b>ROADS SPECIAL SERVICE FUND</b>							
	INTERGOVERNMENTAL REVENUE Totals:	16,230	16,565	16,300	16,565	16,565	16,565
	MISCELLANEOUS REVENUE Totals:	1,166	154	100	125	125	125
	CONTRIBUTIONS Totals:	0	0	0	16,565	16,565	16,565
	HIGHWAY Totals:	42,403	0	16,400	33,255	33,255	33,255
	ROADS SPECIAL SERVICE FUND Revenue Totals:	17,396	16,719	16,400	33,255	33,255	33,255
	ROADS SPECIAL SERVICE FUND Expenditure Totals:	42,403	0	16,400	33,255	33,255	33,255
	ROADS SPECIAL SERVICE FUND Totals: (	25,007)	16,719	0	0	0	0
	Grand Totals: (	25,007)	16,719	0	0	0	0

Report Criteria:

Account.Acct No = All  
 Source / Dept Totals

Acct No	Account Description	2006 Actual	2007 Actual	10/08 Actual	2008 Budget	2009 Requested Budget	2009 Recommend Budget	2009 Approved Budget
<b>CCEMS</b>								
	INTERGOVERNMENTAL REVENUE Totals:	9,979	21,530	14,182	22,000	17,000	17,000	17,000
	CHARGES FOR SERVICES Totals:	1,551,319	2,105,753	1,857,321	1,865,000	2,100,000	2,100,000	2,100,000
	MISCELLANEOUS REVENUE Totals:	15,205	18,893	12,939	14,000	12,000	12,000	12,000
	CONTRIBUTIONS Totals:	491,728	491,728	395,833	475,000	475,000	475,000	475,000
	EXPENDITURES Totals:	2,104,859	2,214,464	1,922,225	2,376,000	2,604,000	2,604,000	2,604,000
	CCEMS Revenue Totals:	2,068,231	2,637,904	2,280,275	2,376,000	2,604,000	2,604,000	2,604,000
	CCEMS Expenditure Totals:	2,104,859	2,214,464	1,922,225	2,376,000	2,604,000	2,604,000	2,604,000
	CCEMS Totals: (	36,628)	423,440	358,050	0	0	0	0
	Grand Totals: (	36,628)	423,440	358,050	0	0	0	0



Report Criteria:

Account.Acct No = All  
Source / Dept Totals

Acct No	Account Description	2007 Pri Year Actual	11/08 Cur YTD Actual	2008 Cur Year Budget	2009 Requested Budget	2009 Recommend Budget	2009 Approved Budget
<u>NPIC FUND</u>							
	TAXES Totals:	236,309	152,336	230,000	230,000	230,000	230,000
	INTERGOVERNMENTAL REVENUE Totals:	0	0	0	0	0	0
	MISCELLANEOUS REVENUE Totals:	27,808	17,836	16,500	21,000	21,000	21,000
	CONTRIBUTIONS Totals:	92,853	0	92,853	92,853	92,853	92,853
	RECREATION-NPIC Totals:	12,859	0	100,031	104,017	104,017	104,017
	NPIC -DEBT SERVICE Totals:	239,349	27,336	239,322	239,836	239,836	239,836
	NPIC FUND Revenue Totals:	356,970	170,172	339,353	343,853	343,853	343,853
	NPIC FUND Expenditure Totals:	252,208	27,336	339,353	343,853	343,853	343,853
	NPIC FUND Totals:	104,762	142,836	0	0	0	0
	Grand Totals:	104,762	142,836	0	0	0	0