

**APPROVED**

**CACHE COUNTY  
COUNCIL MINUTES  
22 MAY 2001**

**COUNTY COUNCIL MEETING  
MINUTES INDEX**

May 22, 2001

|   |    |
|---|----|
| 2001 BUDGET ADJUSTMENTS: RESOLUTION NO. 2001-20 .....               | 11 |
| 2002 BUDGET HEARING/TAX INCREASE: PUBLIC HEARING SET .....          | 8  |
| ADMINISTRATION BUILDING: CRAIG PETERSEN .....                       | 9  |
| AG. PROTECTION AREA: GLEN & DIXIE HANSEN-PUBLIC HEARING SET .....   | 7  |
| ANDERSON, LANCE: WATER POLICY BRD. REQUEST .....                    | 7  |
| APPOINTMENT: WESTON, TODD - AD-HOC ROAD COMMITTEE .....             | 2  |
| AUDITOR REPORT: TAMRA STONES .....                                  | 3  |
| BUDGET ADJUSTMENTS 2001: RESOLUTION NO. 2001-20 .....               | 11 |
| BUDGET HEARING 2002: PUBLIC HEARING SET .....                       | 8  |
| BAXTER, DEAN - COMMENTS .....                                       | 8  |
| CRUZ, ROB - FOREST SERVICE RANGER .....                             | 3  |
| FOREST SERVICE RANGER - ROB CRUZ .....                              | 3  |
| FRANDSEN, TED LT COL.: NATIONAL GUARD ARMORY .....                  | 5  |
| HANCOCK, MERIDENE: TRAVEL REGION PROPOSAL .....                     | 10 |
| HANSEN, GLEN & DIXIE: AG. PROTECTION AREA-PUBLIC HEARING SET .....  | 7  |
| HYRUM DAM: WATER POLICY ADVISORY BRD. - ANN PERALTA .....           | 7  |
| MAY TAX SALE: TAMRA STONES .....                                    | 5  |
| MEDICAL INSURANCE BENEFITS - JIM SMITH .....                        | 11 |
| NATIONAL GUARD ARMORY PRESENTATION: LT. COL. TED FRANDSEN .....     | 5  |
| ORDINANCE NO. 2001-01 - ADOPTING THE CACHE COUNTY CODE .....        | 9  |
| PERALTA, ANN: WATER POLICY ADVISORY BRD. - HYRUM DAM .....          | 7  |
| PETERSEN, CRAIG: ADMINISTRATION BUILDING .....                      | 9  |
| PUBLIC HEARING: OPEN 2001 BUDGET .....                              | 8  |
| PUBLIC HEARING RE-SET - CLOSURE CLASS B ROAD NEAR NEWTON .....      | 7  |
| PUBLIC HEARING SET: AG. PROTECTION AREA - GLEN & DIXIE HANSEN ..... | 7  |
| PUBLIC HEARING SET: 2002 BUDGET HEARING/TAX INCREASE .....          | 8  |
| RESOLUTION NO. 2001-20: 2001 BUDGET ADJUSTMENTS .....               | 11 |
| SMITH, JIM: MEDICAL INSURANCE BENEFITS .....                        | 11 |
| STONES, TAMRA: AUDITOR REPORT .....                                 | 3  |
| TAX SALE: TAMRA STONES .....  | 5  |
| TRAVEL REGION PROPOSAL: MERIDENE HANCOCK .....                      | 10 |
| WATER POLICY ADVISORY BRD.: HYRUM DAM - ANN PERALTA .....           | 7  |
| WATER POLICY ADVISORY BRD. REQUEST .....                            | 6  |
| WESTON, TODD: APPOINTMENT - ADHOC ROAD COMMITTEE .....              | 2  |

**CACHE COUNTY COUNCIL MEETING**  
**May 22, 2001**

The Cache County Council met in a regular session on 22 May 2001, in the Cache County Council Chamber at 120 North 100 West, Logan, Utah.

**ATTENDANCE:**

Chairman: *Darrel Gibbons - excused*

Vice Chairman: Layne Beck

Council Members: Craig Petersen, Kathy Robison, Cory Yeates, John Hansen

Council Member: *Larry Anhder - excused*

County Executive: Lynn Lemon

County Clerk: Jill Zollinger

The following individuals were also in attendance: Tamra Stones, Joe Kirby, Pat Parker, Evelyn Palmer, Rob Cruz, Russ Akina, Mike Glead, Lt. Col. Ted Frandsen, Ann Peralta, Jim Smith, Lance Anderson, Helen Bares, Meridene Hancock, Dean Baxter, Fred Houston, Paul Allen (Herald Journal), and Jennie Christensen (KVNU).

**CALL TO ORDER:**

Vice-Chairman Layne Beck called the meeting to order at 5:00 p.m.

**INVOCATION:**

The invocation was given by John Hansen.

**REVIEW AND APPROVAL OF AGENDA:**

The agenda was amended as follows:

1. Item 9-c for discussion on the creation of Agricultural Protection Area and Item 10-c, the Resolution No. 2001-20 on Agricultural Protection Area for Hiibner, Wold and Hiibner, were moved forward to the next Council Meeting on June 12, since they both involved Chairman Gibbons and Council member Anhder, who were absent.
2. The auditor's Tax Sale Report, Item 10-b, was moved up to be included with Tamra Stones' report, Item 6-a.

Council Meeting  
22 May 2001

**Council member Yeates moved to approve the agenda as adjusted. Hansen seconded the motion. Vote was unanimous. (Gibbons and Anhder absent.)**

**REVIEW AND APPROVAL OF MINUTES:**

Vice-Chairman Beck asked for any changes, corrections, or additions to the minutes that were drafted on the Council Meeting for May 8.

There were two typing errors: 1) On Page 7 - request needed to be changed from request to requests, and 2) on Page 10 - Councilman Beck's vote needed to be noted as an affirmative vote within the proper cell in the voting box.

**Council member Kathy Robison moved to approve the minutes as amended. The motion was seconded by Council member Hansen. All members were in favor. (Gibbons and Anhder absent)**

**REPORT OF THE COUNTY EXECUTIVE:**

County Executive Lemon reported on the following:

1. **Appointments:** Todd Weston - Ad-Hoc Road Committee

**Council member Yeates moved to approve the appointment. Council member Robison seconded the motion, and it carried unanimously. (Gibbons and Anhder absent)**

Executive Lemon also reported that he, Preston Ward, the Chief-Deputy Surveyor, and Joe Kirby, our Roads Superintendent, had met with the Governor's Office. As far as the RS2477 road issues, the Governor and his office representative are going to be in Logan on June 1, 2001, for a meeting in the BRAG Office for Box Elder, Cache, and Rich Counties.

2. **Warrants:** Warrants for the periods of May 5<sup>th</sup> to 11<sup>th</sup> 2001, were presented to the County Clerk for filing.

Council Meeting  
22 May 2001

**INTRODUCTION OF ROB CRUZ - FOREST SERVICE RANGER**

Mr. Cruz is the new District Forest Ranger in Cache County. Mr. Cruz had previously been in Salt Lake City as the Environmental Co-ordinator in Winter Sports Specialist. Prior to that he had worked in timber management on several forests in California. He comes here by appointment and will move his wife and three children to a new home in Providence. He is excited to be here and to work with the Council and the County regarding the access to the forests and recreational opportunities.

Environmental planning was mentioned. On June 25<sup>th</sup> there will be a public meeting at Mt Logan Middle School to review the new Forest Plan and to give the County, the City, and local Citizens an opportunity to provide input to that plan. There will be a wide-range of issues presented; the District Office would like as much public input as possible.

**DEPARTMENT REPORT - CACHE COUNTY AUDITOR: TAMRA STONES**

Ms. Stones gave the Council an abbreviated financial statement ending April 30,2001, which is a big part of what her office does. One-third of the year has gone by, and this recaps where we are according to budget for Department budgets and the expenditures made thus far in the year.

(See Attachment #1)

Ms. Stones explained that there may be a few entries that might look odd. In the Non-Departmental expenditures, we actually have charged out most of the insurance and have re-classed some issues that were incorrectly charged. Central Mail and Copy has over-spent \$19,531.93. We have been paying all of the telephone bills for the County out of that budget. Generally about half of the year goes by and then each Department is charged with their portion of the telephone cost. The other one that might raise eyebrows is on the back of the second page under miscellaneous. There is a credit amount there. We've borrowed tax-anticipation funds to operate the County, and the interest that we earn while the money is invested goes into this account and is used to pay the interest on the loan. We are in very good shape financially, and most of the Departments are right on track with their expenditures.

Executive Lemon asked if there was a concern with the Central Mail and Copy. Ms. Stones said no and added that it would zero-out shortly.

The other item for referral was information related to accounts payable. Having three deputies in the Audit Department, one is specifically used for accounts payable for all the bills that are presented to the County that are incurred by any of the Departments. In 1997 we issued 5,209 accounts-payable checks; in 1998 it went to 5,890; in 1999 we issued 6,079; and in 2,000 it was

Council Meeting  
22 May 2001

7,173. So far this year we have issued 2,423 checks. Our demands have increased on our employees and on our services. There may be some change in staffing that might be looked at and required at a future date, but we have changed purchasing policies; and that has helped us maintain the current staffing level. There is not an over demand yet.

The Auditor's Office also issues payroll calculations every two weeks for about 235 employees; that comes to about 6,000 notices each year for payroll items. Ms. Stones helps prepare the budget with the assistance all of the departments, and Lynn Lemon actively participates in this. She also come before the Council quite frequently to keep those budgets' numbers updated.

Mr. Stones explained that back in 1999, the Government Accounting Standard's Board adopted a new reporting model for County financial statements; and our audit must look like this in a future audit year. This change is required to be implemented for the audit of the year 2002. It will probably come before the Council about June or July 2003.

Basically, the guide is requiring State and Local Governments to report Capitol and infrastructure assets in the balance sheet as "Net Assets." We currently report them in as a account group. It requires that the long-term debt in the Government funds be reported there. Capitol and infrastructure assets will be depreciated, and the expenses will be reported in the operating statement. In the back of the report will still remain our "Fund Statements," but things will look differently because it will be recorded by function rather than by fund.

On July 17, there will be another training session on this at Bridgerland, and the State Auditor's Office representative is coming up to make the presentation. Executive Lemon and also Travis Kunz, her Deputy from the Auditor's Department, are going to be there. It will be a big change with a lot of work going into it. The Auditor's Department will be working with the Road Department on their infrastructure: roads and bridges, estimates of property that we own and those sort of things in order to get those number so that we can plan.

Another responsibility of the Auditor's office is in the property tax administration area. The Centrally assessed values have just been received from the State Tax Commission. The State assesses value for those businesses that are State-wide or Nation-wide, chiefly: Communications mining properties, railroads, gas and oil, and those kinds of properties. Today, May 23, was the deadline for the values to be turned into the Auditor, and then Ms. Stones compiles those reports and coordinates with the Cities to determine tax rates for the 2001 tax year.

**Other duties of the Auditor's office:**

1. Take care of the Notice of Valuation Tax Change.
2. Assist in processing Tax-relief Applications, which are brought to the council to have action taken.
3. Post changes to the Board of Equalization, which the Council also ratifies and approves

Council Meeting  
22 May 2001

4. Maintain the official records of the Board of Equalization and tax-payer's appeals for religious, charitable, and educational exemptions.
5. Notify all tax-payers of the Board of Equalization's hearings and decisions and their appeal rights.
6. Advertise, conduct, and maintain records of the Tax Sale.
7. Perform whatever other accounting, auditing, and settling of tax money as is appropriate.

**MAY TAX SALE REPORT: TAMRA STONES**

This year there are 13 parcels for the Tax Sale. These properties have delinquencies from 1996 through 2000. Some have one year that is delinquent; Some have all four. Anything that has not been collected in the Treasurer's Office at that time, is scheduled to be sold on Thursday at 10:00 a.m. in the Council Chamber. The parcels are sold to the highest bidders. The successful bidder's names are brought to the Council, and the Council will ratify the sale; And then I issue Tax Deeds.

(See Attachment #2)

Ms. Stones clarified that the most current year on a tax-debt is payed off first and that Tax Deeds are not warrantied against any liens.

**NATIONAL GUARD ARMORY PRESENTATION: LT. COL. TED FRANSEN**

Russ Akina of the City of Logan Parks and Recreation Department introduced the speaker from the Utah National Guard, Lt Col. Ted Frandsen.

**Lt Col Ted Frandsen:** The Logan Armory is made up of two primary units that drill at the Armory. One is an artillery unit and the other is a military intelligence linguist foreign-language-speaker-type unit. Recently the artillery unit went under a significant change to their organization which added some personnel and also more equipment to their unit. That change has required additional parking at our Armory as well as an increased maintenance capability at the Armory as well.

About a year ago we contracted with an architect to look at what our needs were and to design an addition to the armory for maintenance as well as layout an increased parking space for the additional equipment. We do have sufficient property to meet our needs in both of those areas. The City has expressed their concern that our expansion would go closer to the Zoo, and that wouldn't be their first choice on what to do with our property. My predecessor met with the mayor, and the mayor asked for a one-year hold to be put on our expansion plans in hopes that

Council Meeting  
22 May 2001

another location could be found for the Armory Units to be relocated.

The additional equipment will be received in July of this year; and so, it is necessary the next couple to have months for additional parking. We are working with Russ to try and get some additional parking close by our Armory until we can reach a more permanent solution with the City. We are committed to stay in Logan.

(See Attachment #3)

**LETTER TO REPRESENTATIVE JIM HANSEN - IN REFERENCE TO WATER  
POLICY ADVISORY BOARD POSITION ON HYRUM DAM - ANN PERALTA**

A 2001 Policy Statement was submitted to the Cache County Council/Executive for their information. The statement told of the Board's position on proposals to provide better water supplies to the Bear River Migratory Bird Refuge. On May 15, 2001, the Advisory Board voted unanimously to endorse this policy statement.

(See Attachment #4)

Based on the Advisory Board's study, their position at this time is neither to say they are for the water expansion or they are opposed to it. It was felt that all involved should review the policy and then give some guidance when the letter to Representative Jim Hansen was to be delivered. It is their intent to discuss this project with some of the other Counties. It is the Board's desire to speak as a unified voice if possible. No information has been received from the other Counties yet as to what they would like. This is more of a "Head's-up," alert-type of notification, and there is more information to come.

The letter that will be sent to Representative Hansen would make a much stronger statement if the statements of several Counties were involved and also a lot of water interests were presented.

**BUDGETARY MATTERS:**

There were no budget transfers.



Council Meeting  
22 May 2001

**WATER POLICY ADVISORY BOARD REQUEST - ANN PERALTA/PAUL RILEY:**

Ann Peralta spoke for the Board on this matter. Initially, the Board discussed funding for a project that was looking at canal drainage earlier this year. At this point in time that proposal has not arrived and probably won't be available until Fall. Therefore, we would like to divert the monies that were asked for that proposal to a study, which is also part of putting pieces of a puzzle together. This one is by Landmark Engineering. The study that was proposed to be funded is one for \$13,640 which would be developing methods of determining effects on municipal and irrigation water demands as organization occurs. The potential is for transferring an awful lot of water from irrigation use to Urban use. There are a lot of questions about what kind of effects this will have. Ms. Peralta asked for some time to be turned over to the people who would be doing the research, Lance Anderson from Cache Valley Engineering and Helen Bares who constructed the map.

**Lance Anderson:** We are trying to help water from agriculture turn over to Urban water. There are some things that need to take place first: 1) Partial forfeiture and 2) Irrigation share-holders transferring water right. Those will have great effects. The study is to try to give alternative to those solutions, but the most important things to look at is what the actual net effect of that water budget as agricultural land is developed there into Urban lands.

The purpose of what is being proposed is to try and help Cities develop a method in which they could actually determine their water demand by looking at their agricultural water rights and also by looking at a future phase of the matrix of different footprints throughout the Valley.

**(See Attachment # 5)**

Vice-Chairman Beck said he had looked at this proposal, and his feeling was that the full Council ought to be present before authorization was given to the new study. The new proposal was moved to the next Council agenda on the 12<sup>th</sup> of June.

**PUBLIC HEARING RESET** - June 26, 2001 - 6:05 p.m. - Proposed Closure of Class B Road - 7400 N 8200 West - Northwest of Newton.

**Executive Lemon** explained the public hearing needed to be advertized for four consecutive weeks before the public hearing.

**PUBLIC HEARING SET - AGRICULTURAL PROTECTION AREA - GLEN AND DIXIE HANSEN** - June 12, 2001-6:00 p.m.

Council Meeting  
22 May 2001

**PUBLIC HEARING SET - 2002 BUDGET HEARING/TAX INCREASE HEARING -**  
November 27, 2001 - 6:00 p.m.

**Council member Yeates moved to reset the public hearing for the road closure and also to set the public hearing for Agricultural Protection Areas and the public hearing for the 2002 Budget Hearing/Tax Increase. The motion was seconded by Council member Petersen. Motion carried unanimously. (Gibbons & Anhder absent)**

**PUBLIC HEARING: OPEN 2001 BUDGET - TAMRA STONES**

Tamra Stones noted that the original draft mailed to the Council did not include a \$500 amount, which was a contribution to the Sheriff's Office from the Sheriff's Deputies Association. The Sheriff could determine where he wanted to extend that amount. Also, a single line was added of \$500 into 620 for that. That put the total increase to the General Fund as \$67,385.00. Another error was noted. There was only \$50,000 appropriated for the Ambulance budget. In the municipal services fund, we are proposing an increase of \$186,842, and we are estimating \$100,000 increase in zoning fees to offset some funds in the Zoning Department as well as recognizing some accident revenue and appropriating that to equipment, supply, and maintenance so the vehicles can be repaired. In Capitol Projects fund we would like to request an appropriation of the funds surplus of \$61,165.00 for the remodel of the jail kitchen.

Vice-Chairman welcomed comments regarding these budget adjustments from the public. There were no comments on this issue.

**Dean Baxter** asked to address the Council about a claim that he had sent to the County.

**Executive Lemon** stated that the issue Mr. Baxter was concerned about a problem with the Road Department about 1998 or 1999. A bill was forwarded to the County for \$500 for some alfalfa that, he said, was damaged because the culvert was plugged and for about \$130 for back hoe work. Lemon said the problem had been dealt with based on the information that had been received. Joe Kirby indicated that he had talked with Dean and had told Dean that the Road Department would get there as soon as he could to take care of the problem. They were actually working up at Smithfield Canyon but did get out there and did clean it out; however, because of a big thaw there was some damage to Mr. Baxter's property before that happened. Joe felt like it wasn't our responsibility; therefore, we have not paid the \$600 for the work that he claimed.

Mr. Baxter went on to say that there were two problems. One being a graveled road where he had arrange to have the graveled dumped and paid for at is own expense. so that people who came up into the area could not get stuck; the problem being the culvert, which he cleaned out himself and alerted the County before he did it. What Mr. Baxter was asking for was to be reimbursed for the work that he had done that he felt the County should have done 10 years ago.

Council Meeting  
22 May 2001

Vice-Chairman Beck asked County Executive Lemon and Joe Kirby to work out the problem with Mr. Baxter because he felt that this problem was an executive issue not a legislative matter.

**Council member Yeates motioned to close the public hearing regarding the budget adjustments. Council member Robison seconded the motion. All were in favor. (Gibbons and Anhder absent.)**

**ORDINANCE NO. 2001-01 - ADOPTING THE CACHE COUNTY CODE:**

**Council member Yeates moved to table the Ordinance for further discussion and re-schedule it for the June 12<sup>th</sup> Council meeting. Council member Robison seconded the motion. Motion carried. (Gibbons & Anhder absent)**

**COUNTY ADMINISTRATION BUILDING - CRAIG PETERSEN**

The Building Committee has met twice. On both those occasion we met with Newell and George Daines. Our decision was that the three committee members, Lynn Lemon, Scott Wyatt, and I, would meet as a group and invite other people as necessary. In our last meeting we met with Lanny Herron.

The application for approval of materials has been submitted to the Logan City Planning and Zoning Commission. Their meeting will be on the 14<sup>th</sup> of June. The Logan Historic Preservation Committee met on Monday to consider it. Executive Lemon confirmed that this committee did vote to approve it and were very supportive.

Executive Lemon has been conducting needs assessment with the Departments and talking about their space needs and considerations. Possibly a draft layout from the architects as to what they propose will be presented in the Committee's meeting on Friday.

Two concerns that emerged:

- 1, A study is necessary on the water table on the site because that determines whether on not we can have a basement.
- 2 A seismic study on the old Court House needs to be completed because that will affect the cost of renovating that building.

We talked about the administrative processes and debated using the traditional method vs. design build. The outcome process agreed upon was to competitively select a contractor basically to do the shell of the building. Once the contractor was approved for the shell then we moved toward a design-build approach for the interior of the building where the contractor then

Council Meeting  
22 May 2001

would be our person in terms of negotiating on that process for the interior. The initial contractor might do it, but it would be competitively bid at various stages. It is kind of an evolutionary process.

Executive Lemon brought up the fact that it is necessary to define how it will be financed to the Council. Petersen went on to explain that the plan was to raise funds to renovate the Old Court House; some help would also be needed from the County. Hopefully a substantial amount will be raised privately; however, a recommendation would have to be made to the Council for allocations of funds.

**TRAVEL REGION PROPOSAL: MERIDENE HANCOCK**

**Meridene Hancock** explained the Travel Region proposal to the Council. The plans are to work out a year-to-year lease agreement. What we would like to do is have the County Attorney reach an agreement with the Chamber. I'll read you a motion that was read at the meeting:

We propose arrangements are made for a year-to-year basis; so that, if either party decides to terminate the lease, it will be mutually agreed upon compensation for the price of a pro-rated buy-out over a 5-year period recommended by the Chamber's Financial Committee or contingent on BTR finding a pre-approved tenantry victim with one-year notice of termination.

I think things can be worked. The thing is that it can work either way. They can say that they don't want the Tourist Council there anymore because they may need the office space. You don't know what is going to happen. I think 5 years is way too long. There might be an opportunity to move the Tourist Council to a better location, that could be with the County or a Conference Center or just a great spot that becomes available.

This item was discussed with the Council to find out if the change should be approved. Council member Yeates voiced that the Board is very supportive of the separation of the Travel Region from the Chamber.

Since the Board will meet again tomorrow morning, Vice-Chairman Beck suggested that the County Attorney draft a lease agreement again with the Chamber. Executive Lemon suggested that the Chamber propose the lease agreement. Council member Yeates agreed and added that the Council would then review it.

**Council member Yeates moved to approve bringing the Bridgerland Travel Region back under the umbrella of the County. Council member Robison seconded the motion. Motion carried unanimously. (Gibbons & Anhder absent)**

Council Meeting  
22 May 2001

**RESOLUTION NO. 2001-20: RECOMMENDED 2001 BUDGET ADJUSTMENTS**

**Council member Yeates moved to waive the rules and approve Resolution No. 2001-20. Council member Petersen seconded the motion. Motion carried unanimously. (Gibbons & Anhder absent)**

(See Attachment # 6)

**MEDICAL INSURANCE BENEFITS FOR COUNTY EMPLOYEES - JIM SMITH**

This is in regards to the medical and dental benefits that the County provides for and in behalf of the employees. In the past the County has had two medical benefit providers, United Health Care and Public Employees Health Care (PEHP). In reviewing rates and so forth, PEHP has come in with a 15.3% rate increase for 2001-2002. We were expecting higher rate increase, and this is reflective of our employees' good health experience this past year. United Health Care came in with a 23% rate increase and have also said that they expect us to increase our employee participation from the current number of 30 to 50. With the 23% increase the monthly fee was only \$2 lower than PEHP giving the employee no incentive to switch; therefore we didn't feel it was advantageous to do service with them. Our recommendation to the County Executive is to go sole-source with PEHP.

This also helps us in terms of getting an accurate experience report. You cannot get a report from a health-care provider if you have less than 100 people on a plan. PEHP's requirement is 140 before they will give out an experience report.

We felt that we need to gather experience data for a full year; we could then go out and shop around because right now IHC and Blue Cross & Blue Shield would not submit a bid for our health care because we didn't have this data.

With dental insurance the Educator's 9% - rate proposal was the best volunteer program. Companies are reluctant to go with 100% volunteer insurance users.

**COUNCIL MEMBERS REPORTS:**

**KATHY ROBISON:** We went through a whole day of interviews on May 17, and have submitted our top three names to the University for the new Family Consumer Science Agent for Extension.


**CORY YEATES:** I had a discussion with Glen Thornley today. He is very anxious to get going on this Roads Committee. I told Glen to call Preston Ward, the Chairman of the Committee. We have a pending resolution in front of us. All we need to go forward are the exhibits.

Council Meeting  
22 May 2001


**LAYNE BECK:** The Fire Board has met and interviewed for the new Assistant Fire Chief position.

**ADJOURNMENT:**

Vice-Chairman Beck adjourned the meeting at 7:10 p.m.

  
ATTEST: Jill N. Zollinger  
Cache County Clerk

  
APPROVAL: Layne M. Beck  
Council Vice-Chairman



CACHE COUNTY CORPORATION  
 FUND SUMMARY  
 FOR THE 4 MONTHS ENDING APRIL 30, 2001

GENERAL FUND

|                           | PERIOD ACTUAL     | YTD ACTUAL          | BUDGET               | VARIANCE             | PCNT        |
|---------------------------|-------------------|---------------------|----------------------|----------------------|-------------|
| <u>REVENUE</u>            |                   |                     |                      |                      |             |
| TAXES                     | 447,967.58        | 945,758.41          | 8,448,866.00         | 7,503,107.59         | 11.2        |
| LICENSES & PERMITS        | 1,170.00          | 7,240.00            | 14,000.00            | 6,760.00             | 51.7        |
| INTERGOVERNMENTAL REVENUE | 2,799.94          | 78,359.24           | 683,275.00           | 604,915.76           | 11.5        |
| CHARGES FOR SERVICES      | 284,814.58        | 483,187.99          | 1,799,820.00         | 1,316,632.01         | 26.9        |
| FINES & FORFEITURES       | 12,465.89         | 24,020.31           | 146,600.00           | 122,579.69           | 16.4        |
| MISCELLANEOUS REVENUE     | 38,218.61         | 873,334.93          | 1,778,120.00         | 904,785.07           | 49.1        |
| CONTRIBUTIONS             | .00               | 1,100.00            | 208,432.00           | 207,332.00           | .5          |
| <b>TOTAL FUND REVENUE</b> | <b>787,436.60</b> | <b>2,413,000.88</b> | <b>13,079,113.00</b> | <b>10,666,112.12</b> | <b>18.5</b> |

EXPENDITURES

|                                |            |            |              |              |       |
|--------------------------------|------------|------------|--------------|--------------|-------|
| COUNTY COUNCIL                 | 5,265.90   | 16,778.20  | 56,369.00    | 39,590.80    | 29.8  |
| MUNICIPAL BUILDING AUTHORITY   | .00        | 236.00     | 450.00       | 214.00       | 52.4  |
| WATER POLICY DEPARTMENT        | 1,563.42   | 9,944.34   | 60,000.00    | 50,055.66    | 16.6  |
| SANITY HEARINGS                | .00        | 2,917.00   | 7,500.00     | 4,583.00     | 38.9  |
| PUBLIC DEFENDER                | 31,833.17  | 65,634.65  | 200,347.00   | 134,712.35   | 32.8  |
| LAW LIBRARY                    | 836.00     | 2,384.66   | 12,370.00    | 9,985.34     | 19.3  |
| COUNTY EXECUTIVE               | 13,784.98  | 54,408.74  | 179,994.00   | 125,585.26   | 30.2  |
| DATA PROCESSING                | 11,275.74  | 52,147.47  | 190,053.00   | 137,905.53   | 27.4  |
| AUDITOR                        | 17,296.82  | 67,461.14  | 244,028.00   | 176,566.86   | 27.6  |
| CLERK                          | 7,362.75   | 33,396.29  | 103,853.00   | 70,456.71    | 32.2  |
| TREASURER                      | 11,436.91  | 50,395.99  | 179,715.00   | 129,319.01   | 28.0  |
| RECORDER                       | 15,018.56  | 53,905.80  | 222,084.00   | 168,178.20   | 24.3  |
| ATTORNEY                       | 63,473.85  | 182,103.14 | 636,003.00   | 453,899.86   | 28.6  |
| ASSESSOR                       | 59,521.23  | 234,063.49 | 1,022,758.00 | 788,694.51   | 22.9  |
| SURVEYOR                       | 10,346.50  | 53,222.40  | 169,270.00   | 116,047.60   | 31.4  |
| VICTIM SERVICES                | 11,733.27  | 54,793.17  | 158,963.00   | 104,169.83   | 34.5  |
| NON-DEPARTMENTAL               | 98,774.76  | 253,867.36 | 313,614.00   | 59,746.64    | 81.0  |
| CENTRAL MAIL & COPY            | 6,499.43   | 26,531.93  | 7,000.00     | 19,531.93    | 379.0 |
| BUILDING & GROUNDS             | 11,053.03  | 56,922.72  | 169,678.00   | 112,755.28   | 33.6  |
| ELECTIONS                      | 2,986.92   | 14,762.44  | 48,166.00    | 33,403.56    | 30.7  |
| ADVERT & PROMOTION             | 218.01     | 4,555.49   | 9,000.00     | 4,444.51     | 50.6  |
| ECONOMIC DEVELOPMENT           | 8,750.00   | 17,500.00  | 35,000.00    | 17,500.00    | 50.0  |
| HISTORICAL PRESERVATION        | .00        | .00        | 50.00        | 50.00        | .0    |
| SHERIFF                        | 121,055.61 | 446,498.92 | 1,659,332.00 | 1,212,833.08 | 26.9  |
| PS SUPPORT SERVICES -CIVIL DPT | 81,677.53  | 350,771.94 | 1,139,761.00 | 788,989.06   | 30.8  |
| LIQUOR LAW ENFORCEMENT         | 11,965.41  | 16,639.16  | 55,350.00    | 38,710.84    | 30.1  |
| FIRE DEPARTMENT                | 24,108.28  | 709,098.64 | 944,470.00   | 235,371.36   | 75.1  |
| COUNTY JAIL                    | 184,587.72 | 647,963.70 | 2,429,307.00 | 1,781,343.30 | 26.7  |
| EMERGENCY MANAGEMENT           | 7,489.22   | 33,342.57  | 135,098.00   | 101,755.43   | 24.7  |
| PUBLIC HEALTH                  | 14,219.50  | 28,439.00  | 210,915.00   | 182,476.00   | 13.5  |
| PUBLIC WELFARE                 | 35,000.00  | 35,000.00  | 37,500.00    | 2,500.00     | 93.3  |
| HIGHWAY                        | 63,739.88  | 203,354.69 | 613,138.00   | 409,783.31   | 33.2  |
| WEED DEPARTMENT                | 8,198.28   | 23,427.95  | 119,494.00   | 96,066.05    | 19.6  |
| PARKS & PARK MAINTENANCE       | .00        | .00        | 258,403.00   | 258,403.00   | .0    |
| RECREATION                     | 855.11     | 3,953.04   | 20,800.00    | 16,846.96    | 19.0  |
| LIBRARIES/BOOKMOBILE           | 57,638.00  | 57,638.00  | 115,276.00   | 57,638.00    | 50.0  |
| AG EXTENSION SERVICE           | 2,677.70   | 12,342.25  | 118,360.00   | 106,017.75   | 10.4  |

CACHE COUNTY CORPORATION  
 FUND SUMMARY  
 FOR THE 4 MONTHS ENDING APRIL 30, 2001

GENERAL FUND

|                               | PERIOD ACTUAL  | YTD ACTUAL       | BUDGET        | VARIANCE     | PCNT     |
|-------------------------------|----------------|------------------|---------------|--------------|----------|
| COUNTY FAIR                   | .00            | 518.00           | 42,350.00     | 41,832.00    | 1.2      |
| RODEO                         | .00            | 65,000.00        | 65,000.00     | .00          | 100.0    |
| STATE FAIR                    | .00            | .00              | 600.00        | 600.00       | .0       |
| AGRICULTURAL PROMOTION        | 5,802.30       | 18,226.60        | 45,400.00     | 27,173.40    | 40.2     |
| CONTRIBUTIONS                 | 104,223.10     | 136,177.90       | 964,509.00    | 828,331.10   | 14.1     |
| MISCELLANEOUS                 | ( 9,014.66 )   | ( 22,638.19 )    | 77,785.00     | 100,423.19   | ( 29.1 ) |
| <br>                          |                |                  |               |              |          |
| TOTAL FUND EXPENDITURES       | 905,704.71     | 4,073,686.59     | 13,079,113.00 | 9,005,426.41 | 31.2     |
| <br>                          |                |                  |               |              |          |
| NET REVENUE OVER EXPENDITURES | ( 118,268.11 ) | ( 1,660,685.71 ) | .00           | 1,660,685.71 | .0       |



CACHE COUNTY CORPORATION  
 FUND SUMMARY  
 FOR THE 4 MONTHS ENDING APRIL 30, 2001

MUNICIPAL SERVICES FUND

|                                 | PERIOD ACTUAL | YTD ACTUAL     | BUDGET       | VARIANCE     | PCNT  |
|---------------------------------|---------------|----------------|--------------|--------------|-------|
| <u>REVENUE</u>                  |               |                |              |              |       |
| TAXES                           | 31,955.07     | 68,965.73      | 491,996.00   | 423,030.27   | 14.0  |
| LICENSES & PERMITS              | 25,569.21     | 60,137.73      | 223,650.00   | 163,512.27   | 26.9  |
| INTERGOVERNMENTAL REVENUE       | .00           | .00            | 1,153,259.00 | 1,153,259.00 | .0    |
| CHARGES FOR SERVICES            | 4,013.70      | 15,312.53      | 60,000.00    | 44,687.47    | 25.5  |
| MISCELLANEOUS REVENUE           | 24,000.00     | 84,398.00      | 200,500.00   | 116,102.00   | 42.1  |
| <br>                            |               |                |              |              |       |
| TOTAL FUND REVENUE              | 85,537.98     | 228,813.99     | 2,129,405.00 | 1,900,591.01 | 10.8  |
| <br>                            |               |                |              |              |       |
| <u>EXPENDITURES</u>             |               |                |              |              |       |
| ZONING DEPARTMENT               | 9,970.01      | 40,418.71      | 143,603.00   | 103,184.29   | 28.2  |
| SHERIFF                         | 34,784.94     | 126,738.56     | 422,741.00   | 296,002.44   | 30.0  |
| FIRE DEPARTMENT                 | .00           | 14,313.00      | 108,816.00   | 94,503.00    | 13.2  |
| BUILDING INSPECTION             | 14,691.20     | 57,255.52      | 199,271.00   | 142,015.48   | 28.7  |
| ANIMAL CONTROL                  | 869.86        | 3,719.01       | 14,579.00    | 10,859.99    | 25.5  |
| ROADS-CLASS B                   | 27,489.16     | 105,408.97     | 1,127,681.00 | 1,022,272.03 | 9.4   |
| SANITATION/WASTE COLLECTION     | .00           | .00            | 10,000.00    | 10,000.00    | .0    |
| CONTRIBUTIONS                   | .00           | .00            | 95,214.00    | 95,214.00    | .0    |
| MISCELLANEOUS                   | .00           | 7,500.00       | 7,500.00     | .00          | 100.0 |
| <br>                            |               |                |              |              |       |
| TOTAL FUND EXPENDITURES         | 87,805.17     | 355,353.77     | 2,129,405.00 | 1,774,051.23 | 16.7  |
| <br>                            |               |                |              |              |       |
| NET REVENUE OVER EXPENDITURE: ( | 2,267.19)     | ( 126,539.78 ) | .00          | 126,539.78   | .0    |

CACHE COUNTY CORPORATION  
 FUND SUMMARY  
 FOR THE 4 MONTHS ENDING APRIL 30, 2001 .

HEALTH FUND

|                                 | PERIOD ACTUAL | YTD ACTUAL    | BUDGET     | VARIANCE   | PCNT |
|---------------------------------|---------------|---------------|------------|------------|------|
| <u>REVENUE</u>                  |               |               |            |            |      |
| TAXES                           | 27,451.23     | 60,910.71     | 583,806.00 | 522,895.29 | 10.4 |
| TOTAL FUND REVENUE              | 27,451.23     | 60,910.71     | 583,806.00 | 522,895.29 | 10.4 |
| <u>EXPENDITURES</u>             |               |               |            |            |      |
| PUBLIC HEALTH                   | 140,000.00    | 280,000.00    | 560,000.00 | 280,000.00 | 50.0 |
| CONTRIBUTIONS                   | .00           | .00           | 23,806.00  | 23,806.00  | .0   |
| TOTAL FUND EXPENDITURES         | 140,000.00    | 280,000.00    | 583,806.00 | 303,806.00 | 48.0 |
| NET REVENUE OVER EXPENDITURE: ( | 112,548.77)   | ( 219,089.29) | .00        | 219,089.29 | .0   |

CACHE COUNTY CORPORATION  
 FUND SUMMARY  
 FOR THE 4 MONTHS ENDING APRIL 30, 2001

TRAVEL COUNCIL

|                              | PERIOD ACTUAL | YTD ACTUAL    | BUDGET     | VARIANCE   | PCNT |
|------------------------------|---------------|---------------|------------|------------|------|
| <u>REVENUE</u>               |               |               |            |            |      |
| TAXES                        | 8,960.51      | 18,383.59     | 281,500.00 | 263,116.41 | 6.5  |
| TOTAL FUND REVENUE           | 8,960.51      | 18,383.59     | 281,500.00 | 263,116.41 | 6.5  |
| <u>EXPENDITURES</u>          |               |               |            |            |      |
| RECREATION                   | 67,500.00     | 115,000.00    | 281,500.00 | 166,500.00 | 40.9 |
| TOTAL FUND EXPENDITURES      | 67,500.00     | 115,000.00    | 281,500.00 | 166,500.00 | 40.9 |
| NET REVENUE OVER EXPENDITURE | ( 58,539.49 ) | ( 96,616.41 ) | .00        | 96,616.41  | .0   |

CACHE COUNTY CORPORATION  
 FUND SUMMARY  
 FOR THE 4 MONTHS ENDING APRIL 30, 2001

COUNCIL ON AGING

|                               | PERIOD ACTUAL | YTD ACTUAL | BUDGET     | VARIANCE     | PCNT |
|-------------------------------|---------------|------------|------------|--------------|------|
| <u>REVENUE</u>                |               |            |            |              |      |
| INTERGOVERNMENTAL REVENUE     | 54,221.48     | 86,261.68  | 311,583.00 | 225,321.32   | 27.7 |
| CHARGES FOR SERVICES          | 665.20        | 4,541.42   | 19,300.00  | 14,758.58    | 23.5 |
| MISCELLANEOUS REVENUE         | .00           | 45.00      | 6,000.00   | 5,955.00     | .8   |
| CONTRIBUTIONS                 | 33,577.00     | 66,915.39  | 178,429.00 | 111,513.61   | 37.5 |
| <br>                          |               |            |            |              |      |
| TOTAL FUND REVENUE            | 88,463.68     | 157,763.49 | 515,312.00 | 357,548.51   | 30.6 |
| <br>                          |               |            |            |              |      |
| <u>EXPENDITURES</u>           |               |            |            |              |      |
| NUTRITION-MANDATED            | 20,731.00     | 90,463.27  | 304,284.00 | 213,820.73   | 29.7 |
| SR CITIZENS CENTER-NON-MANDAT | 11,967.94     | 40,909.43  | 106,785.00 | 65,875.57    | 38.3 |
| RETIRED SERV VOLUNTEER PROGR. | 2,534.57      | 9,163.80   | 45,337.00  | 36,173.20    | 20.2 |
| ACCESS - MANDATED             | 2,175.58      | 13,053.86  | 58,906.00  | 45,852.14    | 22.2 |
| <br>                          |               |            |            |              |      |
| TOTAL FUND EXPENDITURES       | 37,409.09     | 153,590.36 | 515,312.00 | 361,721.64   | 29.8 |
| <br>                          |               |            |            |              |      |
| NET REVENUE OVER EXPENDITURE: | 51,054.59     | 4,173.13   | .00        | ( 4,173.13 ) | .0   |

CACHE COUNTY CORPORATION  
 FUND SUMMARY  
 FOR THE 4 MONTHS ENDING APRIL 30, 2001

MENTAL HEALTH/DRUG-ALCOHOL FND

|                               | <u>PERIOD ACTUAL</u> | <u>YTD ACTUAL</u> | <u>BUDGET</u>       | <u>VARIANCE</u>     | <u>PCNT</u> |
|-------------------------------|----------------------|-------------------|---------------------|---------------------|-------------|
| <u>REVENUE</u>                |                      |                   |                     |                     |             |
| INTERGOVERNMENTAL REVENUE     | .00                  | 108,381.32        | 1,600,000.00        | 1,491,618.68        | 6.8         |
| CONTRIBUTIONS                 | .00                  | .00               | 50,000.00           | 50,000.00           | .0          |
| TOTAL FUND REVENUE            | <u>.00</u>           | <u>108,381.32</u> | <u>1,650,000.00</u> | <u>1,541,618.68</u> | <u>6.6</u>  |
| <u>EXPENDITURES</u>           |                      |                   |                     |                     |             |
| PUBLIC HEALTH                 | .00                  | 108,381.32        | 1,650,000.00        | 1,541,618.68        | 6.6         |
| TOTAL FUND EXPENDITURES       | <u>.00</u>           | <u>108,381.32</u> | <u>1,650,000.00</u> | <u>1,541,618.68</u> | <u>6.6</u>  |
| NET REVENUE OVER EXPENDITURE: | <u>.00</u>           | <u>.00</u>        | <u>.00</u>          | <u>.00</u>          | <u>.0</u>   |

CACHE COUNTY CORPORATION  
 FUND SUMMARY  
 FOR THE 4 MONTHS ENDING APRIL 30, 2001

RESTAURANT TAX FUND

|                               | <u>PERIOD ACTUAL</u> | <u>YTD ACTUAL</u> | <u>BUDGET</u> | <u>VARIANCE</u> | <u>PCNT</u> |
|-------------------------------|----------------------|-------------------|---------------|-----------------|-------------|
| <u>REVENUE</u>                |                      |                   |               |                 |             |
| TAXES                         | 29,730.96            | 29,730.96         | 539,000.00    | 509,269.04      | 5.5         |
| TOTAL FUND REVENUE            | 29,730.96            | 29,730.96         | 539,000.00    | 509,269.04      | 5.5         |
| <u>EXPENDITURES</u>           |                      |                   |               |                 |             |
| RESTAURANT TAX                | .00                  | 162,963.00        | 539,000.00    | 376,037.00      | 30.2        |
| TOTAL FUND EXPENDITURES       | .00                  | 162,963.00        | 539,000.00    | 376,037.00      | 30.2        |
| NET REVENUE OVER EXPENDITURES | 29,730.96            | ( 133,232.04 )    | .00           | 133,232.04      | .0          |

CACHE COUNTY CORPORATION  
 FUND SUMMARY  
 FOR THE 4 MONTHS ENDING APRIL 30, 2001

CACHE PLANNING & DEVELOPMENT

|  | PERIOD ACTUAL       | YTD ACTUAL         | BUDGET            | VARIANCE          | PCNT        |
|--|---------------------|--------------------|-------------------|-------------------|-------------|
| <u>REVENUE</u>                         |                     |                    |                   |                   |             |
| INTERGOVERNMENTAL REVENUE              | .00                 | .00                | 35,500.00         | 35,500.00         | .0          |
| CHARGES FOR SERVICES                   | .00                 | 9,000.00           | 69,880.00         | 60,880.00         | 12.9        |
| MISCELLANEOUS REVENUE                  | .00                 | .00                | 500.00            | 500.00            | .0          |
| CONTRIBUTIONS                          | .00                 | .00                | 75,825.00         | 75,825.00         | .0          |
| <b>TOTAL FUND REVENUE</b>              | <b>.00</b>          | <b>9,000.00</b>    | <b>181,705.00</b> | <b>172,705.00</b> | <b>5.0</b>  |
| <u>EXPENDITURES</u>                    |                     |                    |                   |                   |             |
| CACHE MUNICIPAL PLANNING               | 9,477.75            | 34,952.36          | 181,705.00        | 146,752.64        | 19.2        |
| <b>TOTAL FUND EXPENDITURES</b>         | <b>9,477.75</b>     | <b>34,952.36</b>   | <b>181,705.00</b> | <b>146,752.64</b> | <b>19.2</b> |
| <b>NET REVENUE OVER EXPENDITURE: (</b> | <b>9,477.75 ) (</b> | <b>25,952.36 )</b> | <b>.00</b>        | <b>25,952.36</b>  | <b>.0</b>   |

CACHE COUNTY CORPORATION  
 FUND SUMMARY  
 FOR THE 4 MONTHS ENDING APRIL 30, 2001

LIBRARY SPECIAL REVENUE FUND

|                                 | PERIOD ACTUAL       | YTD ACTUAL        | BUDGET           | VARIANCE         | PCNT        |
|---------------------------------|---------------------|-------------------|------------------|------------------|-------------|
| <u>REVENUE</u>                  |                     |                   |                  |                  |             |
| INTERGOVERNMENTAL REVENUE       | .00                 | .00               | 14,121.00        | 14,121.00        | .0          |
| CHARGES FOR SERVICES            | 15.00               | 54.00             | 200.00           | 146.00           | 27.0        |
| CONTRIBUTIONS                   | .00                 | .00               | 10,152.00        | 10,152.00        | .0          |
| <br>                            |                     |                   |                  |                  |             |
| TOTAL FUND REVENUE              | <u>15.00</u>        | <u>54.00</u>      | <u>24,473.00</u> | <u>24,419.00</u> | <u>.2</u>   |
| <br><u>EXPENDITURES</u>         |                     |                   |                  |                  |             |
| LIBRARY                         | <u>1,454.04</u>     | <u>5,057.06</u>   | <u>24,473.00</u> | <u>19,415.94</u> | <u>20.7</u> |
| <br>                            |                     |                   |                  |                  |             |
| TOTAL FUND EXPENDITURES         | <u>1,454.04</u>     | <u>5,057.06</u>   | <u>24,473.00</u> | <u>19,415.94</u> | <u>20.7</u> |
| <br>                            |                     |                   |                  |                  |             |
| NET REVENUE OVER EXPENDITURE: ( | <u>1,439.04</u> ) ( | <u>5,003.06</u> ) | <u>.00</u>       | <u>5,003.06</u>  | <u>.0</u>   |



CACHE COUNTY CORPORATION  
 FUND SUMMARY  
 FOR THE 4 MONTHS ENDING APRIL 30, 2001

CHILDREN'S JUSTICE CENTER

|                                 | PERIOD ACTUAL       | YTD ACTUAL         | BUDGET           | VARIANCE         | PCNT        |
|---------------------------------|---------------------|--------------------|------------------|------------------|-------------|
| <u>REVENUE</u>                  |                     |                    |                  |                  |             |
| INTERGOVERNMENTAL REVENUE       | .00                 | .00                | 89,252.00        | 89,252.00        | .0          |
| MISCELLANEOUS REVENUE           | 62.44               | 62.44              | .00 (            | 62.44 )          | .0          |
| CONTRIBUTIONS                   | .00                 | .00                | 1,501.00         | 1,501.00         | .0          |
|                                 | <u>62.44</u>        | <u>62.44</u>       | <u>90,753.00</u> | <u>90,690.56</u> | <u>.1</u>   |
| <u>EXPENDITURES</u>             |                     |                    |                  |                  |             |
| CHILDREN'S JUSTICE CENTER       | 6,458.19            | 28,362.83          | 90,753.00        | 62,390.17        | 31.3        |
| TOTAL FUND EXPENDITURES         | <u>6,458.19</u>     | <u>28,362.83</u>   | <u>90,753.00</u> | <u>62,390.17</u> | <u>31.3</u> |
| NET REVENUE OVER EXPENDITURE: ( | <u>6,395.75 ) (</u> | <u>28,300.39 )</u> | <u>.00</u>       | <u>28,300.39</u> | <u>.0</u>   |

CACHE COUNTY CORPORATION  
 FUND SUMMARY  
 FOR THE 4 MONTHS ENDING APRIL 30, 2001

DEBT SERVICE FUND

|                                      | PERIOD ACTUAL | YTD ACTUAL           | BUDGET            | VARIANCE          | PCNT       |
|--------------------------------------|---------------|----------------------|-------------------|-------------------|------------|
| <u>REVENUE</u>                       |               |                      |                   |                   |            |
| MISCELLANEOUS REVENUE                | .00           | .00                  | 4,001.00          | 4,001.00          | .0         |
| CONTRIBUTIONS                        | .00           | .00                  | 559,260.00        | 559,260.00        | .0         |
| <b>TOTAL FUND REVENUE</b>            | <b>.00</b>    | <b>.00</b>           | <b>563,261.00</b> | <b>563,261.00</b> | <b>.0</b>  |
| <u>EXPENDITURES</u>                  |               |                      |                   |                   |            |
| DEBT SERVICE BOND SERIES 92-JA       | .00           | .00                  | 165,156.00        | 165,156.00        | .0         |
| DEBT SERVICE BOND SERIES 96-JA       | .00           | 1,732.50             | 353,700.00        | 351,967.50        | .5         |
| DEBT SERVICE -PHONE SYSTEM 99        | .00           | 44,404.19            | 44,405.00         | .81               | 100.0      |
| <b>TOTAL FUND EXPENDITURES</b>       | <b>.00</b>    | <b>46,136.69</b>     | <b>563,261.00</b> | <b>517,124.31</b> | <b>8.2</b> |
| <b>NET REVENUE OVER EXPENDITURE:</b> | <b>.00</b>    | <b>( 46,136.69 )</b> | <b>.00</b>        | <b>46,136.69</b>  | <b>.0</b>  |

CACHE COUNTY CORPORATION  
 FUND SUMMARY  
 FOR THE 4 MONTHS ENDING APRIL 30, 2001

CAPITAL PROJECTS FUND

|                               | PERIOD ACTUAL | YTD ACTUAL | BUDGET    | VARIANCE  | PCNT |
|-------------------------------|---------------|------------|-----------|-----------|------|
| <u>REVENUE</u>                |               |            |           |           |      |
| CONTRIBUTIONS                 | .00           | .00        | 30,500.00 | 30,500.00 | .0   |
| TOTAL FUND REVENUE            | .00           | .00        | 30,500.00 | 30,500.00 | .0   |
| <u>EXPENDITURES</u>           |               |            |           |           |      |
| COUNTY JAIL COMPLEX           | .00           | 591.58     | .00 (     | 591.58 )  | .0   |
| COUNTY BLDG IMPROVEMENT       | .00           | .00        | 30,500.00 | 30,500.00 | .0   |
| TOTAL FUND EXPENDITURES       | .00           | 591.58     | 30,500.00 | 29,908.42 | 1.9  |
| NET REVENUE OVER EXPENDITURE: | .00 (         | 591.58 )   | .00       | 591.58    | .0   |

CACHE COUNTY CORPORATION  
 FUND SUMMARY  
 FOR THE 4 MONTHS ENDING APRIL 30, 2001

TRUST AND AGENCY FUND

|                               | PERIOD ACTUAL | YTD ACTUAL | BUDGET | VARIANCE      | PCNT |
|-------------------------------|---------------|------------|--------|---------------|------|
| <u>REVENUE</u>                |               |            |        |               |      |
| TAXES                         | 21,558.73     | 21,558.73  | .00    | ( 21,558.73 ) | .0   |
| LICENSES & PERMITS            | 4,051.80      | 13,641.60  | .00    | ( 13,641.60 ) | .0   |
| CHARGES FOR SERVICES          | .00           | 707.68     | .00    | ( 707.68 )    | .0   |
| FINES & FORFEITURES           | 25,295.78     | 26,640.51  | .00    | ( 26,640.51 ) | .0   |
| <br>                          |               |            |        |               |      |
| TOTAL FUND REVENUE            | 50,906.31     | 62,548.52  | .00    | ( 62,548.52 ) | .0   |
| <br>                          |               |            |        |               |      |
| <u>EXPENDITURES</u>           |               |            |        |               |      |
| ATTORNEY                      | .00           | 707.68     | .00    | ( 707.68 )    | .0   |
| COMMUNICATIONS                | 5,493.90      | 5,493.90   | .00    | ( 5,493.90 )  | .0   |
| BUILDING INSPECTION           | 1,458.90      | 4,291.00   | .00    | ( 4,291.00 )  | .0   |
| ENCROACHMENT PERMITS          | 250.00        | 250.00     | .00    | ( 250.00 )    | .0   |
| UTILITY COMPLETION BONDS      | 2,500.00      | 9,000.00   | .00    | ( 9,000.00 )  | .0   |
| <br>                          |               |            |        |               |      |
| TOTAL FUND EXPENDITURES       | 9,702.80      | 19,742.58  | .00    | ( 19,742.58 ) | .0   |
| <br>                          |               |            |        |               |      |
| NET REVENUE OVER EXPENDITURES | 41,203.51     | 42,805.94  | .00    | ( 42,805.94 ) | .0   |

CACHE COUNTY CORPORATION  
 FUND SUMMARY  
 FOR THE 4 MONTHS ENDING APRIL 30, 2001

ROADS SPECIAL SERVICE

|                                      | PERIOD ACTUAL | YTD ACTUAL | BUDGET           | VARIANCE         | PCNT      |
|--------------------------------------|---------------|------------|------------------|------------------|-----------|
| <u>REVENUE</u>                       |               |            |                  |                  |           |
| INTERGOVERNMENTAL REVENUE            | .00           | .00        | 12,500.00        | 12,500.00        | .0        |
| CONTRIBUTIONS                        | .00           | .00        | 28,000.00        | 28,000.00        | .0        |
| <b>TOTAL FUND REVENUE</b>            | <b>.00</b>    | <b>.00</b> | <b>40,500.00</b> | <b>40,500.00</b> | <b>.0</b> |
| <u>EXPENDITURES</u>                  |               |            |                  |                  |           |
| HIGHWAY                              | .00           | .00        | 40,500.00        | 40,500.00        | .0        |
| <b>TOTAL FUND EXPENDITURES</b>       | <b>.00</b>    | <b>.00</b> | <b>40,500.00</b> | <b>40,500.00</b> | <b>.0</b> |
| <b>NET REVENUE OVER EXPENDITURE:</b> | <b>.00</b>    | <b>.00</b> | <b>.00</b>       | <b>.00</b>       | <b>.0</b> |

CACHE COUNTY CORPORATION  
 FUND SUMMARY  
 FOR THE 4 MONTHS ENDING APRIL 30, 2001

NPIC FUND

|                               | <u>PERIOD ACTUAL</u> | <u>YTD ACTUAL</u> | <u>BUDGET</u> | <u>VARIANCE</u> | <u>PCNT</u> |
|-------------------------------|----------------------|-------------------|---------------|-----------------|-------------|
| <u>REVENUE</u>                |                      |                   |               |                 |             |
|                               |                      |                   |               |                 |             |
| <u>EXPENDITURES</u>           |                      |                   |               |                 |             |
| RECREATION-NPIC               | .00                  | 65,987.00         | .00           | ( 65,987.00 )   | .0          |
| TOTAL FUND EXPENDITURES       | .00                  | 65,987.00         | .00           | ( 65,987.00 )   | .0          |
| NET REVENUE OVER EXPENDITURES | .00                  | ( 65,987.00 )     | .00           | 65,987.00       | .0          |

CACHE COUNTY CORPORATION  
 FUND SUMMARY  
 FOR THE 4 MONTHS ENDING APRIL 30, 2001

LOGAN CACHE AIRPORT FUND -SLE

|                                 | PERIOD ACTUAL | YTD ACTUAL     | BUDGET       | VARIANCE     | PCNT |
|---------------------------------|---------------|----------------|--------------|--------------|------|
| <u>REVENUE</u>                  |               |                |              |              |      |
| INTERGOVERNMENTAL REVENUE       | .00           | .00            | 3,155,024.00 | 3,155,024.00 | .0   |
| MISCELLANEOUS REVENUE           | 1,147.52      | 9,495.98       | 28,940.00    | 19,444.02    | 32.8 |
| AIRPORT REVENUE                 | 809.00        | 1,009.00       | 22,000.00    | 20,991.00    | 4.6  |
| CONTRIBUTIONS                   | 67,354.00     | 67,354.00      | 212,184.00   | 144,830.00   | 31.7 |
| <br>                            |               |                |              |              |      |
| TOTAL FUND REVENUE              | 69,310.52     | 77,858.98      | 3,418,148.00 | 3,340,289.02 | 2.3  |
| <br>                            |               |                |              |              |      |
| <u>EXPENDITURES</u>             |               |                |              |              |      |
| AIRPORT                         | 238,063.39    | 247,627.45     | 3,418,148.00 | 3,170,520.55 | 7.2  |
| <br>                            |               |                |              |              |      |
| TOTAL FUND EXPENDITURES         | 238,063.39    | 247,627.45     | 3,418,148.00 | 3,170,520.55 | 7.2  |
| <br>                            |               |                |              |              |      |
| NET REVENUE OVER EXPENDITURE: ( | 168,752.87)   | ( 169,768.47 ) | .00          | 169,768.47   | .0   |

CACHE COUNTY CORPORATION  
 FUND SUMMARY  
 FOR THE 4 MONTHS ENDING APRIL 30, 2001

CACHE CO COMMUNITY FOUNDATION

|                               | <u>PERIOD ACTUAL</u> | <u>YTD ACTUAL</u> | <u>BUDGET</u> | <u>VARIANCE</u> | <u>PCNT</u> |
|-------------------------------|----------------------|-------------------|---------------|-----------------|-------------|
| <u>REVENUE</u>                |                      |                   |               |                 |             |
| MISCELLANEOUS REVENUE         | .00                  | 9.83              | .00           | ( 9.83 )        | .0          |
| TOTAL FUND REVENUE            | .00                  | 9.83              | .00           | ( 9.83 )        | .0          |
| <u>EXPENDITURES</u>           |                      |                   |               |                 |             |
| TOTAL FUND EXPENDITURES       | .00                  | .00               | .00           | .00             | .0          |
| NET REVENUE OVER EXPENDITURE: | .00                  | 9.83              | .00           | ( 9.83 )        | .0          |



## Tax Sale Report - 2001

The 13 parcels listed below carry tax delinquencies from 1996 through 2000 and are scheduled to be sold for taxes, penalties, interest and administrative costs at the tax sale to be held May 24, 2001, 10:00 a.m. at the Cache County Council Chambers. The process allows redemption of delinquent properties up until the moment of sale, any parcel not redeemed will be sold to the highest bidder. The apparent successful bidders will brought before the Council for final approval before the tax deeds are issued.

Barfuss, D. Chris & Amy S.

153 Gilson Road

Brownsville, TX 78520

\$ 91.61 plus administrative costs

06-039-0035

BEG 8 RDS 15 FT N OF SW COR LOT 4 BLK 16 PLAT C LOGAN CITY SVY E 3.5 RDS S 24 FT  
E 3.5 RDS N 25.5 FT E 3 RDS 7 FT N 2.5 RDS W 80 FT TO TRUE POB TH S 2 FT TH W 32 FT  
TH N 2 FT TH E 32 FT TO TRUE POB CONT 0.00 AC

Land with about 2 ft of neighbor's garage

Market Value of \$688

C P Properties LLC

160 East 100 North

Richmond, UT 84333

\$ 1721.25 plus administrative costs

04-062-0007

BEG AT NE COR SEC 16 T 12N R 1E & TH W 37.46 CHS TH S 15' E 22.02 CHS TH N 88\*15' E  
36.82 CHS TH N 1\*20'E 20.68 CHS TO BEG CONT 79.49 AC LESS: BEG AT INTERSEC OF  
W LN US HWY 91 & N LN SD SEC 16 & TH S 208.72 FT ALG HWY TH W 208.72 FT TH N  
208.72 FT TH E 208.72 FT ALG SEC LN TO BEG 1.0 AC  
LESS: BEG S 1\*10' W 1331.88 FT FROM NE COR SEC 16 T 12N R 1E & TH W 567.31 FT TH N  
307 FT TH E 567 FT TO W LN OF US HWY 91 TH S 0\*03'30" E ALG HWY 307 FT (S 1\*10' W  
BR) TO BEG SUBJ TO 20 FT UTIL ESMNT ALG E LN THEREOF CONT 4.0 AC M/B NET  
74.49 AC M/L

Land Greenbelt - 74.49 AC

Market Value \$819,390 Taxable Value \$ 22,065

C P Properties LLC

160 East 100 North

Richmond, UT 84333

\$ 85.42 plus administrative costs

04-062-0066

BEG AT INTERSEC OF N LN SEC 16 T 12N R 1E & W R/W OF US HWY 91 & TH S ALG HWY  
208.72 FT TH W 208.72 FT TH N 208.72 FT TH E ALG SEC LN 208.72 FT TO BEG CONT 1.0 AC

Land Greenbelt - 1 AC

Market Value \$ 47,916; Taxable Value \$500

C P Properties LLC

160 East 100 North

Richmond, UT 84333

\$ 233.12 plus administrative costs

04-062-0003

LOT 11 CONT 11.40 AC ALSO BEG NE CORNER OF LOT 2 IN SEC 16 T 12N R 1E S 0\*15' E  
9.87 CHS N 87\* W 0.25 CHS N 0\*15' W 9.87 CHS E 0.25 CHS TO BEG 11.65 AC

Land Greenbelt - 11.65 AC

Market Value \$12815; Taxable Value \$2445

H N H LLC  
1800 North 600 West  
Logan, UT 84321  
\$ 3930.15 plus administrative costs  
04-132-0005  
LOT 5 ANDREWS INDUSTRIAL PARK SUBD CONT 2.06 AC

Land Vacant - 2.06 AC

Hall Mortuary, Partnership.  
21 South 100 East  
Hyrum, UT 84319  
\$ 98.06 plus administrative costs  
01-010-0019

Land Vacant - .01 AC  
Market Value \$ 1100

BEG 5 RDS 7.5 FT W OF SE COR BLK 33 PLAT D HYRUM CITY SVY & TH W 4.5 FT TH N 8.7  
RDS TH E 4.5 FT TH S 8.7 RDS TO BEG WITH R/W BEG 4 RDS 4.5 FT E OF SE COR LT 2 &  
TH W 8 FT TH N 90 FT TH E 8 FT TH S 90 FT TO BEG CONT 0.01 AC

Knudson, Merlyn  
1273 North 200 West  
Layton, UT 84041  
\$ 31.86 plus administrative costs  
08-108-0009

Land Greenbelt - 5 AC  
Market Value \$27500; Taxable Value \$1750

BEG AT A PT 14 CH S OF A PT 10.76 CH W FROM NE COR OF SW/4 SEC 33 T 13N R 1E S 5  
CH W 10 CH N 5 CH E 10 CH TO BEG CONT 5 AC C797

Mitton, James  
90 E 300 S  
Wellsville, UT 84339  
\$ 172.82 plus administrative costs  
10-016-0032

Land Vacant -0.36 AC  
Market Value \$ 2574

THAT PT OF LTS 2 & 3 BLK 1 PLT B WELLSVILLE CITY SVY LYING W OF 200 EAST ST AS  
DESCRIBED IN BK 676/343 CONT 0.36 AC

Pack, Richard E.  
1022 Floret Lane #12T  
Midvale, UT 84047  
\$ 314.45 plus administrative costs  
16-089-0015

Land Vacant - 8.90 AC  
Market Value \$4926

BEG S 31°01'W 1262.82 FT & N 88°57'04"E 631.3 FT & S 2474.3 FT TO TRUEPOB S 121.53 FT  
W 3189.8 FT N 1°35' 15"E 121.53 FT E 3189.8 FT TO BEG 8.90 ACRES SEC 23 T 9N R 3E A311

Philips Development, L.C.,  
 97 South 400 East  
 Richmond, UT 84333  
 \$ 4051.63 plus administrative costs  
 04-116-0099

Land Vacant - 7.83 AC  
 Market Value \$60,990  
 (Planned Unit Development Common Area)

THOSE PARCELS DESIGNATED AS COMMON AREAS WITHIN ASPEN MEADOWS P.U.D.  
 (INCLUDING PRIVATE STREETS) CONT 7.83 AC M/B IN ALL

Phillips, Peter O.  
 97 South 400 East  
 Richmond, UT 84333  
 \$ 5654.40 plus administrative costs  
 09-061-0009

Home  
 Market Value \$106,414; Taxable Value 61,535

BEG 3 RDS S OF PT 562 FT E OF NW COR OF SE/4 OF SE/4 SEC 26 T 14N R 1E TH E 620 FT  
 S'LY 27 RDS W 40 RDS N 17 RDS & 10 FT E 100 FT N 9 RDS TO BEG CONT 6.60 AC C1871

Quayle, Beth  
 1939 West 13930 South  
 Bluffdale, UT 84065  
 \$ 1227.23 plus administrative costs  
 03-122-0017

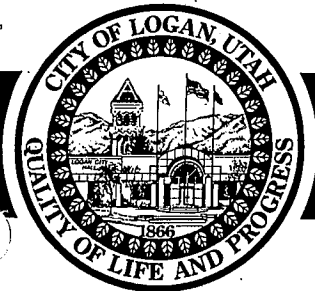
Road owned by Providence City- removed from sale

THE PLATTED STREET WITHIN MEADOW BROOK ESTATES PHASE II 0.74 AC  
 LESS: BEG AT NE COR LT 11 MEADOWBROOK ESTATES PHASE 2 & TH S 89\*33'53" E 60  
 FT TH S 119.63 FT TH SE'LY ALG CURVE TO LEFT TO N LN OF 200 N ST TH W ALG N LN  
 OF ST TO S LN OF LT 11 AT PT 135 FT M/L S & 15 FT W OF BEG TH NE'LY ALG CURVE TO  
 LEFT TO PT 119.61 FT S OF BEG TH N 119.61 FT TO BEG CONT 0.19 AC NET 0.55 AC

Walker, Keith & Patty L.  
 977 East Sunset Ridge Dr.  
 Logan, UT 84321  
 \$ 1730.87 plus administrative costs  
 05-017-0027

Paid

BEG 79 FT N OF SW COR LOT 4 BLK 76 PLAT A LOGAN CITY SVY & TH N 20 FT TH E 9  
 RDS TH N 3 RDS TH E 9 RDS TH S 75.9 FT TH S 89\*29'34" W 210 FT TH N 5.98 FT TH W 87  
 FT TO BEG SUBJ TO R/W BEG 79 FT N OF SW COR OF LT 4 & TH E 87 FT TH S 5.98 FT TH  
 N 89\*29'34" E 210 FT TO E LN OF LT 4 TH N 25.98 FT TH W 297 FT TO W LN OF LT 4 TH S 20  
 FT TO BEG CONT 0.33 AC



## Logan Parks and Recreation

195 South 100 West • Logan, Utah 84321 • Phone (435) 716-9250 • FAX (435) 716-9254

TO: Lynn Lemon, County Executive *MLH*  
Cache County Corporation *5/22/2001*

FROM: Russ Akina, Director  
Logan Parks and Recreation

CC: Douglas E. Thompson, Mayor  
City of Logan

RE: Logan Armory Presentation

DATE: May 15, 2001

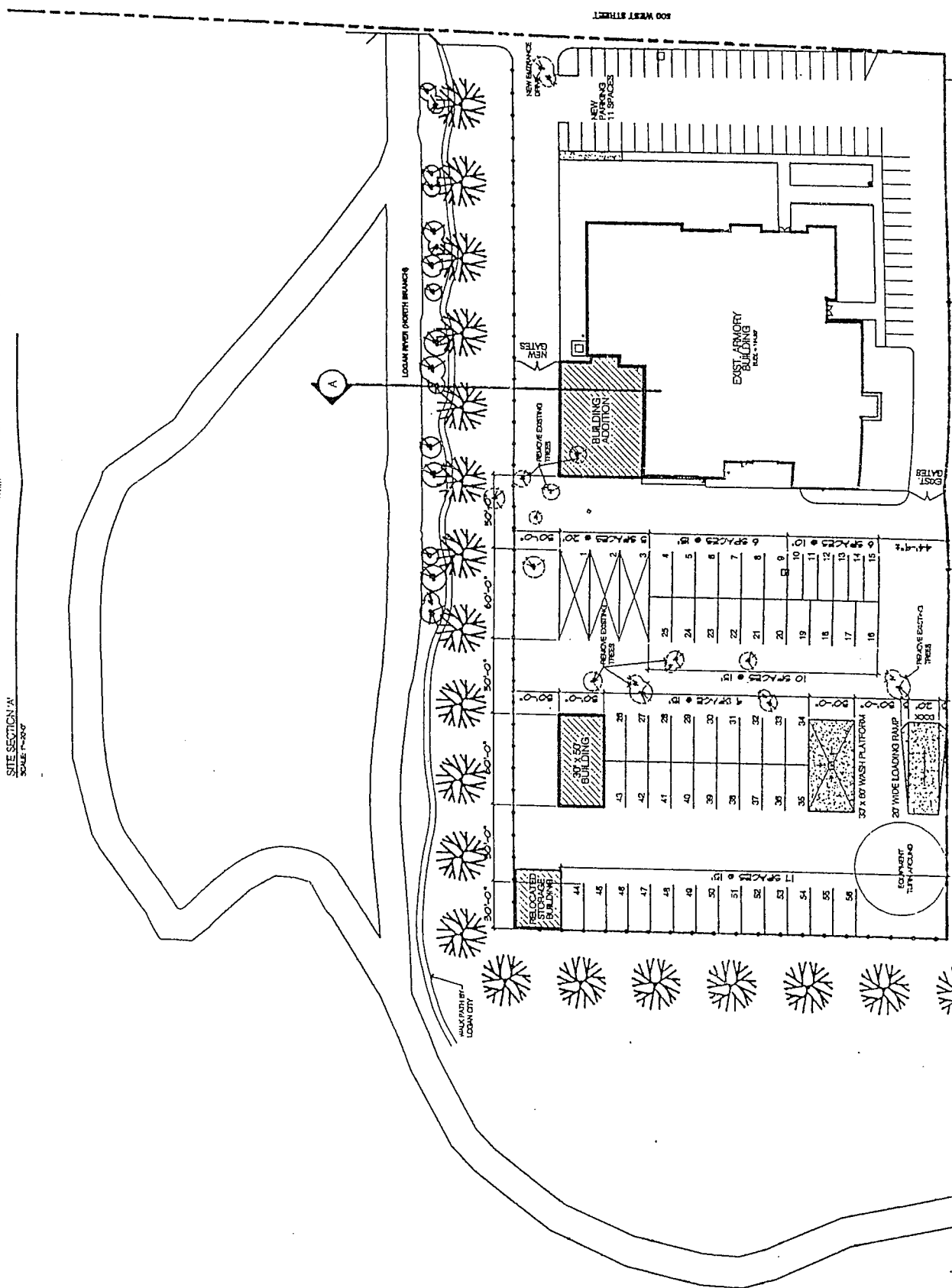
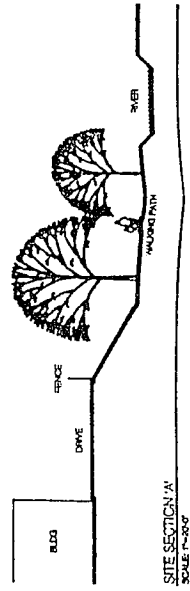
Attached is a site plan furnished by the Utah National Guard regarding the expansion of the Logan Armory.

I plan on attending the County Council meeting on May 22 and will be happy to introduce Lt. Col. Ted H. Frandsen, Director of Engineering and Housing for the Utah National Guard.

The purpose of Lt. Col. Frandsen's presentation is to inform the Cache County Council of the Utah National Guard's plans to expand the premises of the Logan Armory and its prospective timetable.

It should be noted that Lt. Col. Frandsen's comments may include previous discussion between the Utah National Guard and the Willow Park Advisory Board concerning the purchase of the Logan Armory and relocation of the current facility and subsequent acquisition to the Willow Park Complex.

The City and the County recognize that funds are not available to address relocation and acquisition of the Logan Armory.



**SITE PLAN**

May 15, 2001

The Cache County Water Policy Advisory Board on this date unanimously voted to endorse this policy statement for the information of the County Council/Executive. The intent is to broaden the process and dialog to get more interests into the picture beyond those of the Bird Refuge. Other interests in Bear River water would like to have all interested parties recognize mutual interests and needs and to become a part of a comprehensive plan to address everyone's needs. It is suggested that this statement would provide guidance for a joint position asking for Congressman Hansen's assistance in a more comprehensive manner than just enlargement of Hyrum Dam for the Bird Refuge.

#### 2001 Policy Statement

Cache County, the best watered county in the state of Utah, and its largest irrigated agricultural producer, takes this opportunity to tell you of our position on proposals to provide better water supplies to the Bear River Migratory Bird Refuge. This comes at a time of drought in Northern Utah that will focus public concern for water issues that we never see during wetter, more normal times. Coupling that with your senior position in the House, this is truly a critical time for us in decision making for a federal role in Bear River water development.

We are guided by three standards in addition to the firm belief that the Refuge is a jewel of North America that should be provided with a dependable water supply. The first standard, The Bear River Compact, gives Utah more than 220,000 acre feet of unappropriated water that can be developed only through storage. While the Refuge has water rights apart from these Compact allocations, the two cannot be separated in reality. The second standard, The Bear River Development Act of 1991, apportioned or allocates 220,000 acre feet defined by Utah Board of Water Resources filings among , Box Elder, Cache, and the Wasatch Front counties. The third standard is a Cache County Council motion of September 10, 1996, which adopts County policy with reference to Bear River storage projects.

While Cache is only one of 11 counties or parts thereof in three states in the Bear River Basin, Cache watersheds generate about half of the total flow of the Bear River. In addition, water experts from USU and the Utah Water Research Laboratory serving in an advisory role tend to make Logan the hydro capitol of Utah. The 1996 Cache County Policy on Bear River Storage resulted from an analysis of storage options involving input from all stake holders..

Cache County . . . favors the development of any Bear River storage project subject to the following conditions being satisfied:

1. That economic feasibility be demonstrated through valid benefit-cost analysis and that (as a minimum) the project is capable of returning state cost of borrowing.
2. That costs be allocated according to benefits received and to whomever they may accrue.
3. That the normal rules of state water law are observed in the appropriation, storage and release of the waters involved.
4. That comparative analysis with other options for meeting water supply needs show the surface water storage option to be the least *costly*\* solution.

\*Intangible values, social costs or benefits, direct or indirect, are not intended to be excluded from an economic analysis. (End of 1996 Policy Statement)

The Newton Dam is thought to be the very first Bureau of Reclamation project. Here a pioneer era dam was refurbished to its present condition. Our corporate memory of the risks runs deep. The father of our countywide planner, Mark Teuscher, was a Bureau engineer who opposed construction of the Teton Dam as being vulnerable to failure. This opposition stifled his Bureau career and resulted in his redirecting his successful federal career to South East Asian assignments with another agency.

Serious potential problems with Hyrum Dam enlargement have already been raised on geotechnical grounds, but our main concern as guided by County policy is founded in economics.

Dave Ovard of Jordan River Water Conservancy District has plainly stated that it will need 50,000 acre feet of Bear River water by 2010 and he is willing and able to commit to that. Our observation is that Salt Lake County interests value this water allocation and will defend and pursue it like any other water right in the manner expected in Utah. Once again the standard we need for analysis of the options is rooted in economics.

We remember well when the Hyrum enlargement option was dropped from State planning options because it was far and away the most costly option per acre foot of water developed/stored. We recommend Cache County policy be used as the standard for analysis for all options for providing needed water to the refuge. Utah Water Resources Division has engineering estimates that provide data for cost comparison of the options. These comparisons tend to become very complex so we have derived a comparison scheme that relates other options to the least cost alternative of Honeyville in terms of multiples of cost per acre foot (\$510) of stored water. Hyrum enlargement (for refuge) has the highest multiple at 3.363. Others are: Beeton- 1.088, Washakie- 1.882, Barrens- 1.588, Hyrum (culinary)- 2.275, and Onieda- 1.686.

Partnering between federal and other interests holds the potential for very significant economic advantages for all. Partnering between federal and all other entities should be considered in every option. From a Cache countywide perspective, exclusive federal Hyrum enlargement, without partnering, provides no replacement water opportunities for nonfederal entities. Complete economic analysis of all options, including nonsurface storage options such as aquifer storage and recovery and other groundwater dimensions, is recommended. This will deal with the environmental aspects as well. Let economic feasibility buffer the political aspects of this divisive issue.

CACHE • LANDMARK ENGINEERING, INC.

May 16, 2001

Cache County Council  
120 North 100 West  
Logan, UT 84322

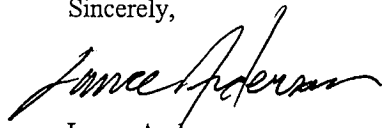
**RE: Study Proposal**

To Whom It May Concern:

It is my pleasure to submit our, Cache•Landmark Engineering's, proposal for a study on the impact of urbanization on water rights and water demands.

If you have any questions about the proposal please <sup>give</sup> me a call. Our goal is to help Cache Valley maintain and develop its' valuable water resource. If you have recommendations or comments to better accomplish this we would like to discuss them with you

Sincerely,



Lance Anderson  
Project Manager



**Evaluate the Impact of Urbanization on  
Water Rights and Water Demands**

Cache•Landmark Engineering  
666 N Main Suite 303  
Logan, UT 84321  
435.755.7600

## Executive Summary

Within the last year there has been discussion in the state courts and legislation about partial forfeiture of unused water rights and the ability for shareholders in irrigation companies to make changes to water rights without the consent of the irrigation company. If these laws or cases are upheld it will present some concerns for Cache Valley Water Users. This includes municipalities and agricultural users.

For example, over the last decade along the Logan-Hyde Park-Smithfield canal development has occurred at a rapid pace. Agricultural land has been taken out of production for residential development. The canal's diversion has been reduced due to the reduction in demand for irrigation water. If the area were to be rejudicated the canal company would lose a portion of their early priority water right. If the shareholders (ex. municipality) could change the water rights they have an interest in, they would be able to retain the early priority water right and have water for the residential development demand.

This example or situation presents some concerns for canal companies. What about maintenance and revenue for the canal companies if the water right has been changed to municipal use? What about the reduction of flow? Does this impact the recharge to the valley aquifers? What impact is there on in-stream flow of rivers? These are studies that need to be completed to find solutions for managing the water in Cache Valley. Before these questions can be answered, the net effect of urbanization on municipal and irrigation water rights and water demands needs to be completed. Is there a net loss or a net gain in water demand as agricultural land is taken out of production and urbanized?

Cache•Landmark Engineering propose a study using spatial analysis (GIS) to show the effect of urbanization on the water rights and the water budget. The first area of the study will take selected footprints across the valley and show the net effect as it is developed with different scenarios. The footprints will be in different areas in the valley, above canals, below canals, non-irrigated land, irrigated land, recharge area, discharge area, etc. Effects of different developments will be studied such as residential (high, medium, and low density), commercial, industrial, etc. This study will evaluate different scenarios, which will aid cities and Cache County for future planning.

The second area of the proposed study is to create a method cities could use in evaluating their current and future water demands with current zoning, land use, and water rights (irrigation and municipal). This practical demonstration will help cities know what data will be required to evaluate and how to evaluate their water demands as urbanization occurs.

Nibley City will be the project city in developing this method. Nibley City was selected because of its current available information and our familiarity with their system, ordinances, and water rights.

This proposal lists the objectives, justification, previous work completed, deliverables, and proposed budget for the study. This study is a step to help provide information in transferring and managing irrigation and municipal water.

## **Objective**

The main objective in this study is to evaluate the net effect on water rights and water demands as agricultural land is taken out of production and urbanized. This information will help Cities in Cache Valley to evaluate their current and future water demands. In addition, the irrigation companies can use this information to determine alternatives for maintaining their companies and canals.

The study can be broken down into subset objectives.

### **1. Evaluate Footprints in Cache Valley**

The study will evaluate and create a so called "matrix" of different footprints and scenarios in Cache Valley. The study will look at areas in recharge, discharge, above and below canals, non-irrigated land, irrigated land, etc. Along with different areas, different scenarios of development will be evaluated such as residential (high, medium, & low), commercial, etc.

These selected sites will be based on information available. To reduce the cost of the study the study will use available data. One possible situation is using sites that have already developed and have previous existing data.

### **2. Develop a Method for Cities to follow**

The Division of Water Rights adopted the Cache Valley Ground-Water Policy in September 1999. This policy states that any new appropriations need to show no impact on prior rights or replace and compensate for the depletion of water from the new water right if there is an impact.

Previously studies have been completed on the consumptive use (depletion) of municipal systems. In addition, studies have been completed on water demands of municipal systems. The area that has not been studied is changing irrigation water over to municipal water. Is there a net loss or net gain?

The second part of this study is to develop a method for cities to follow in determining this net effect. A practical demonstration of a city in Cache Valley would help develop this method for determining the net effect.

Our objective is to use Nibley City as a model for developing this method. The study will look at the current land use, water demand, water rights, zoning, etc. to evaluate existing conditions. Upon establishing existing data growth projections will be made to determine future conditions. Comparing the results will give us a net effect. As with the footprints different development scenarios will be evaluated.

### **3. Recommendations for additional studies**

Upon determining the effect of urbanization a recommendation of future studies will be included in the report. Our initial thoughts are these studies would include the effect of seepage on recharge, alternatives for replacement/compensation, alternatives for canal companies, etc.

## **Justification**

This proposed study would be useful to a wide variety of entities throughout the county. The study will provide useful information for cities applying for new water rights or changing existing water rights. The information could prove useful for the Division of Water Rights in evaluating new or changes in water rights. Furthermore, this study coupled with future studies will provide information for maintaining and managing early existing priority water rights.

As mentioned in the executive summary a concern for Cache Valley Water Users is the possibility of partial forfeiture and shareholders right to change water rights. This study along with other studies can provide solutions or alternatives for managing water in Cache Valley.

### **Previous Work**

As mentioned before Dr. Trevor Hughes completed studies on Cache Valley Municipal Systems. The studies were *Consumptive Use of Municipal Systems* and *Cache Valley Water Demand/Supply Model*. These studies will be incorporated into this study.

Mark Teuscher completed a land use study in 1997. It is the intent of this study to use that information and update the information in Nibley City. The updated information will then be given back to as a part of the study.

The Division of Water Rights has justification maps that are available in hard copy only. They have agreed to digitize the areas that this study plans to cover. The Division of Water Rights will incur this cost.

### **Deliverables**

1. Method: A method for cities to determining the net effect on the municipal and irrigation water demands due to urbanization
2. Report: Submit a final report of the findings of the study.
3. Presentation: Present the material to the Cache Valley Water Policy Advisory Board.

### **Proposed Budget**

1. Evaluating Selected Footprints throughout the Cache Valley

**\$15,000**

We feel five selected sites throughout Cache Valley will be needed to give a good representation. Based upon five sites at \$3,000 dollars a site.

2. Developing a Method for Determining Net Effect on Municipal and Irrigation Water Demands due to Urbanization

**\$ 13,600**

**Total \$ 28,600**

RESOLUTION NO. 2001- 20

**A RESOLUTION INCREASING THE BUDGET APPROPRIATIONS FOR CERTAIN COUNTY DEPARTMENTS.**

The Cache County Council, in a duly convened meeting, pursuant to Sections 17-36-22 through 17-36-26, Utah Code Annotated, 1953 as amended, finds that certain adjustments to the Cache County budget for 2001 are reasonable and necessary; that the said budget has been reviewed by the County Auditor with all affected department heads; that a duly called hearing has been held and all interested parties have been given an opportunity to be heard; that all County Council has given due consideration to matters discussed at the public hearing and to any revised estimates of revenues; and that it is in the best interest of the County that these adjustments be made.

NOW THEREFORE, it is hereby resolved that:

Section 1.

The following adjustments are hereby made to the 2001 budget for Cache County:

**see attached**

Section 2.

Other than as specifically set forth above, all other matters set forth in the said budget shall remain in full force and effect.

Section 3.

This resolution shall take effect immediately upon adoption and the County Auditor and other county officials are authorized and directed to act accordingly.

This resolution was duly adopted by the Cache County Council on the 22nd day of May, 2001.

ATTESTED TO:

CACHE COUNTY COUNCIL

\_\_\_\_\_  
Jill N. Zollinger,  
Cache County Clerk

\_\_\_\_\_  
Layne Beck, Vice Chairman

FUND 10 GENERAL FUND REVENUES

| ACCOUNT     | DESCRIPTION                    | Current Budget |  | Recommended Increase |          | Amended Budget |  | Reason for Change  |
|-------------|--------------------------------|----------------|--|----------------------|----------|----------------|--|--|
|             |                                | Budget         |  | DEBIT                | CREDIT   | Budget         |  |  |
| 10-34-11000 | Clerk Fees                     | (14,200)       |  |                      | (886)    | (15,086)       |  | for marriage license records research data Uof U                 |
| 10-34-16000 | Auditor Fees                   | (8,050)        |  |                      | (4,880)  | (12,930)       |  | access fee revenue - deferred revenue                            |
| 10-34-19100 | Other Revenues - Attorney Fees | (4,000)        |  |                      | (155)    | (4,155)        |  | Reimb mileage for D Linton                                       |
| 10-34-26000 | Other Public Safety Support    | (3,000)        |  |                      | (6,764)  | (9,764)        |  | Jail commissary acct payment for kitchen items /donation sheriff |
| 10-36-90000 | Sundry Revenue                 | (75,000)       |  |                      | (5,200)  | (80,200)       |  | reimb accident claim - D Peatross                                |
| 10-38-90000 | Appropriated surplus           | (70,709)       |  |                      | (50,000) | (120,709)      |  | for ambulance services   |
|             | TOTAL REVENUES                 |                |  |                      | (67,885) | (67,885)       |  |  |

| ACCOUNT     | DESCRIPTION                           | Current Budget |  | Recommended Increase |         | Amended Budget |  | Reason for Change                                  |
|-------------|---------------------------------------|----------------|--|----------------------|---------|----------------|--|--|
|             |                                       | Budget         |  | DEBIT                | CREDIT  | Budget         |  |  |
| 10-4136-311 | Data Processing - software            | 10,000         |  | 2,880                |         | 12,880         |  | meet software requirements for current year        |
| 10-4142-250 | Clerk -Equip supplies & maint         | 1,300          |  | 886                  |         | 2,186          |  | copying costs for UofU research project            |
| 10-4145-230 | Attorney - travel                     | 9,700          |  | 155                  |         | 9,855          |  | Reimb mileage for D Linton                         |
| 10-4145-311 | Attorney - software                   | 1,500          |  | 2,000                |         | 3,500          |  | for software licenses & maint not budgeted in 2001 |
| 10-4150-600 | Other Services - Ambulance            | 50,000         |  | 50,000               |         | 100,000        |  | ambulance services                                 |
| 10-4170-740 | Election - Equipment                  | 1,000          |  | 1,500                |         | 2,500          |  | to upgrade server for election program needs       |
| 10-4210-250 | Sheriff - equip supply & maint        | 52,000         |  | 5,200                |         | 57,200         |  | repair vehicle -accident claim - D Peatross        |
| 10-4210-620 | Sheriff - Misc Services               | 6,236          |  | 500                  |         | 6,736          |  | Donation for Sheriff dept                          |
| 10-4211-140 | Support Services - uniform allow      | 16,600         |  |                      | (75)    | 16,525         |  | transfer to purchase ammo                          |
| 10-4211-480 | Support Services - spec dept supplies | 13,912         |  | 75                   |         | 13,987         |  | transfer to purchase ammo                          |
| 10-4230-450 | Jail - Spec Dept Supplies             | 10,500         |  | 6,264                |         | 16,764         |  | for Jail Kitchen items paid by commissary acct     |
| 10-4960-600 | Sundry Expense                        | 57,785         |  |                      | (1,500) | 56,285         |  | to upgrade server for election program needs       |
|             | TOTAL expenditures                    |                |  | 69,460               | (1,575) | 67,885         |  |  |

**FUND 20 MUNICIPAL SERVICES FUND REVENUES**

| ACCOUNT     | DESCRIPTION        | Current Budget | Recommended decrease DEBIT | Recommended increase CREDIT | Amended Budget | Reason for Change                        |
|-------------|--------------------|----------------|----------------------------|-----------------------------|----------------|--|
| 20-33-56000 | Class B Allocation | (927,681)      |                            | (177,078)                   | (1,104,759)    | Sponsors Share for 10th East TIP project |
| 20-34-13000 | Zoning Fees        | (22,000)       |                            | (1,000)                     | (23,000)       | estimated increase in fee revenue        |
| 20-36-90000 | Sundry Revenue     | (500)          |                            | (2,764)                     | (3,264)        | accident claim reimb - K Eggleston       |
|             | Totals             |                |                            | (180,842)                   |                |  |
|             | Net adjustment     |                |                            |                             | (180,842)      |  |

**FUND 20 MUNICIPAL SERVICES FUND EXPENDITURES**

| ACCOUNT     | DESCRIPTION                          | Current Budget | Recommended Increase DEBIT | Recommended Decrease CREDIT | Amended Budget | Reason for Change   |
|-------------|--------------------------------------|----------------|----------------------------|-----------------------------|----------------|---|
| 20-4180-620 | Zoning - Misc Services               | -              | 1,000                      |                             | 1,000          | replace funds transferred for 10 yr old non-functioning laser pri |
| 20-4210-250 | Sheriff MSF- equip supply & maint    | 6,500          | 2,764                      |                             | 9,264          | accident claim reimb - K Eggleston                                |
| 20-4415-425 | Class B Road - TIP 10th East project | -              | 177,078                    |                             | 177,078        | Sponsors Share for 10th East TIP project                          |
|             | Totals                               |                | 180,842                    |                             |                |   |
|             | Net adjustment                       |                |                            |                             | 180,842        |   |

**FUND 40 Capital Projects Fund Revenues**

| ACCOUNT     | DESCRIPTION          | Current Budget | Recommended Decrease DEBIT | Recommended Increase CREDIT | Amended Budget | Reason for Change                              |
|-------------|----------------------|----------------|----------------------------|-----------------------------|----------------|--|
| 40-38-70000 | Appropriated Surplus | -              |                            | (61,165)                    | (61,165)       | reappropriate funds for Kitchen/pantry remodel |
|             | Totals               |                |                            | (61,165)                    |                |  |
|             | Net adjustment       |                |                            |                             | (61,165)       |  |

**FUND 40 Capital Projects Fund Expenditures**

| ACCOUNT     | DESCRIPTION                    | Current Budget | Recommended Increase DEBIT | Recommended Decrease CREDIT | Amended Budget | Reason for Change                              |
|-------------|--------------------------------|----------------|----------------------------|-----------------------------|----------------|--|
| 40-4981-730 | Jail Complex Remodel - Kitchen | -              | 61,165                     |                             | 61,165         | reappropriate funds for Kitchen/pantry remodel |
|             | Totals                         |                | 61,165                     |                             |                |  |
|             | Net adjustment                 |                |                            |                             | 61,165         |  |